

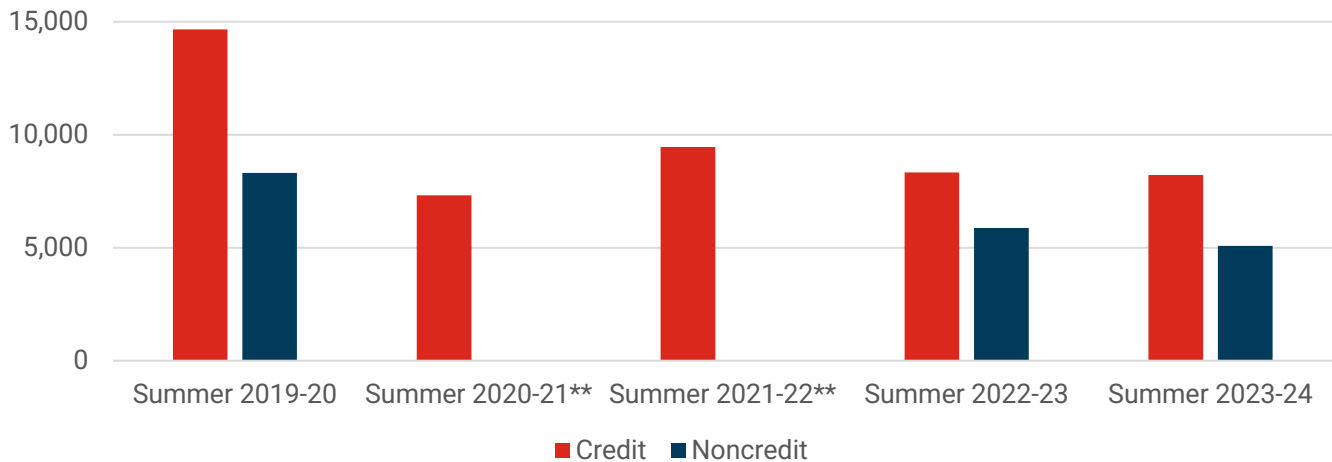


What is enrollment at CCSF in a given term?

Enrollment is a duplicated count of students, which means students are counted once for each class in which they are enrolled. For example, a student enrolled in three credit classes and one noncredit class will be counted as three credit enrollments, one noncredit enrollment, and four total enrollments.

Summer Term Enrollment

Credit and Noncredit Term Enrollment: Summer



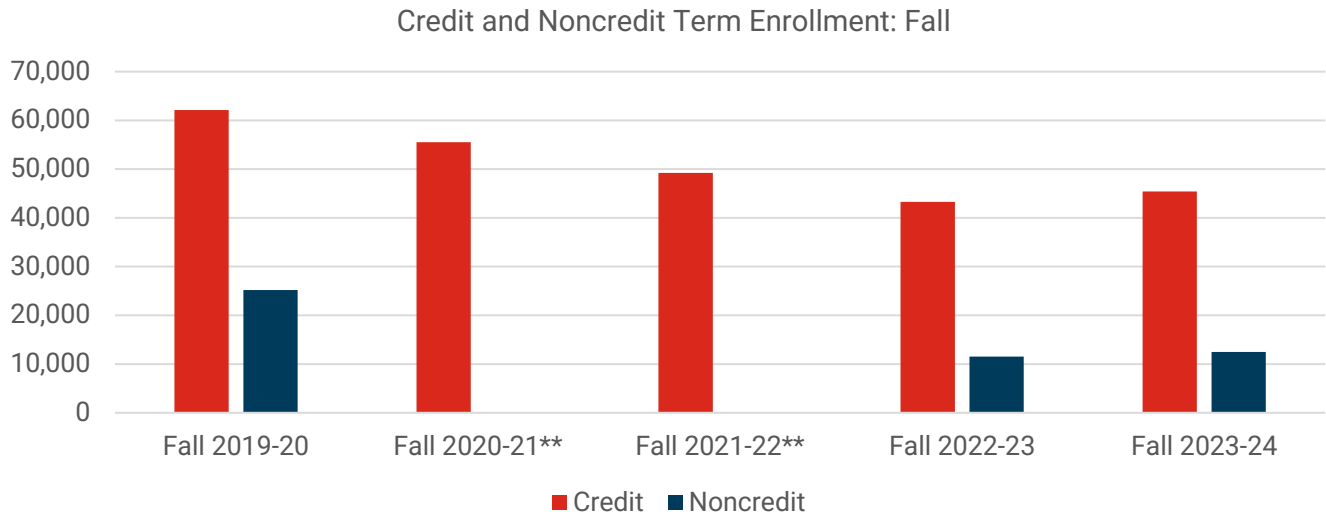
Term	Credit	Noncredit	Total
Summer 2014-15	13,243	8,678	21,921
Summer 2015-16	13,251	7,178	20,429
Summer 2016-17	13,018	8,545	21,563
Summer 2017-18	12,354	9,921	22,275
Summer 2018-19	13,863	9,457	23,320
Summer 2019-20	14,667	8,312	22,979
Summer 2020-21**	7,322	**	**
Summer 2021-22**	9,462	**	**
Summer 2022-23	8,335	5,875	14,210
Summer 2023-24	8,223	5,084	13,307

** Noncredit and overall enrollment counts for 2020-21 and 2021-22 are incomplete due to the changes and challenges in data collection during the COVID-19 pandemic.

Sources: CCSF Argos Course Success and Demographics datablock and CCSF Argos Noncredit Attendance and Course Completion datablock



Fall Term Enrollment



Term	Credit	Noncredit	Total
Fall 2014-15	64,344	38,181	102,525
Fall 2015-16	62,804	35,612	98,416
Fall 2016-17	57,635	31,873	89,508
Fall 2017-18	65,476	30,149	95,625
Fall 2018-19	67,277	28,144	95,421
Fall 2019-20	62,106	25,194	87,300
Fall 2020-21**	55,521	**	**
Fall 2021-22**	49,208	**	**
Fall 2022-23	43,284	11,522	54,806
Fall 2023-24	45,414	12,499	57,913

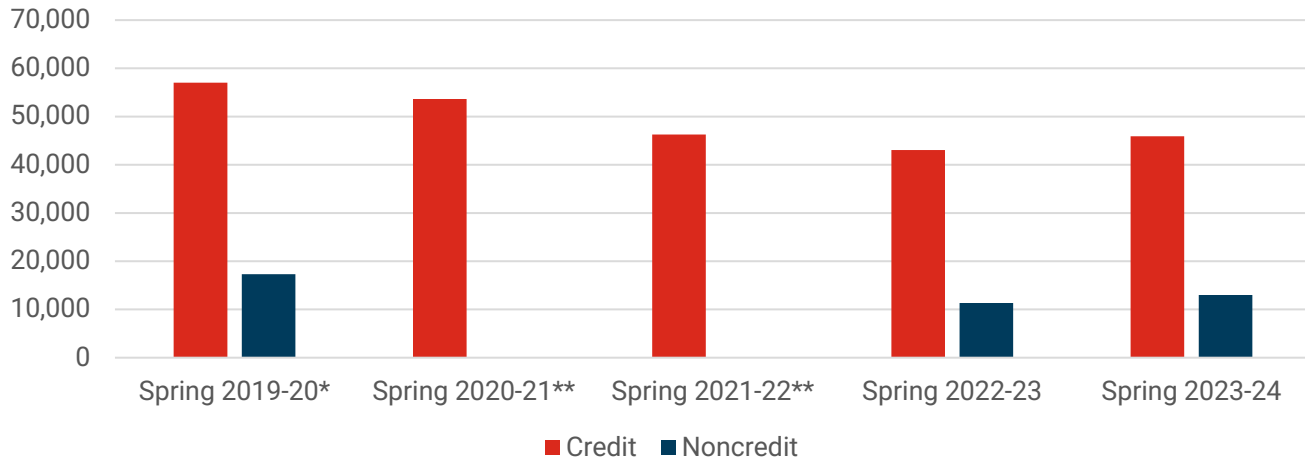
** Noncredit and overall enrollment counts for 2020-21 and 2021-22 are incomplete due to the changes and challenges in data collection during the COVID-19 pandemic.

Sources: CCSF Argos Course Success and Demographics datablock and CCSF Argos Noncredit Attendance and Course Completion datablock



Spring Term Enrollment

Credit and Noncredit Term Enrollment: Spring



Term	Credit	Noncredit	Total
Spring 2014-15	63,123	36,375	99,498
Spring 2015-16	61,471	33,529	95,000
Spring 2016-17	57,588	31,478	89,066
Spring 2017-18	65,049	28,056	93,105
Spring 2018-19	64,675	26,597	91,272
Spring 2019-20*	57,042	17,328	74,370
Spring 2020-21**	53,639	**	**
Spring 2021-22**	46,262	**	**
Spring 2022-23	43,050	11,329	54,379
Spring 2023-24	45,913	12,985	58,898

* On March 13, 2020, day 61 of the Spring 2020 term, CCSF moved to remote instruction to comply with the stay-at-home order enacted by the City of San Francisco.

** Noncredit and overall enrollment counts for 2020-21 and 2021-22 are incomplete due to the changes and challenges in data collection during the COVID-19 pandemic.

Sources: CCSF Argos Course Success and Demographics datablock and CCSF Argos Noncredit Attendance and Course Completion datablock