

CTE Employment Outcomes Survey (CTEOS) Results

CTE STEERING COMMITTEE
MARCH 4TH, 2024

Who received the CTE Employment Outcomes Survey (CTEOS) ?

AY 2020-2021

AY 2021-2022

AY 2022-2023

CATERGORIES	COMPLETERS	SKILLS BUILDERS
Credit	CTE Degree/Certificate	9+ CTE Units or CTE Award of at least 6+ Units
Noncredit	Noncredit Vocational/CTE award	Completed at least 48 CTE hours

If students did not enroll (or were minimally enrolled)

Students received survey

How was CTE Employment Outcomes Survey (CTEOS) distributed?

Survey distribution:

- Distributed in 2023 via e-mail, text message (SMS), and telephone.
- The survey addressed student perceptions of their CTE programs, employment outcomes, and how their coursework and training relate to their current career.

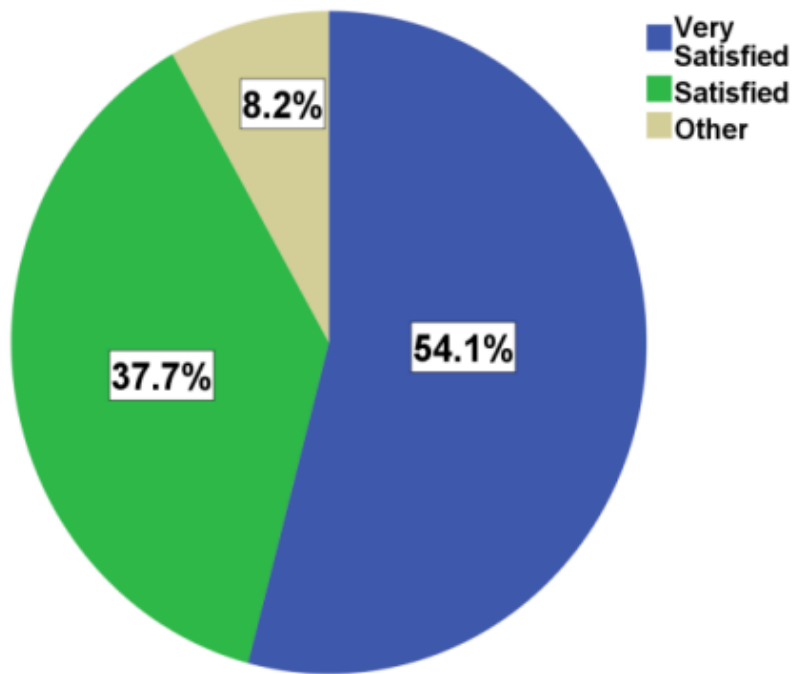
Survey participation:

- Credit:
 - 3129 students were surveyed and 940 (30%) responded
- Noncredit
 - 386 students were surveyed and 103 (27%) students responded

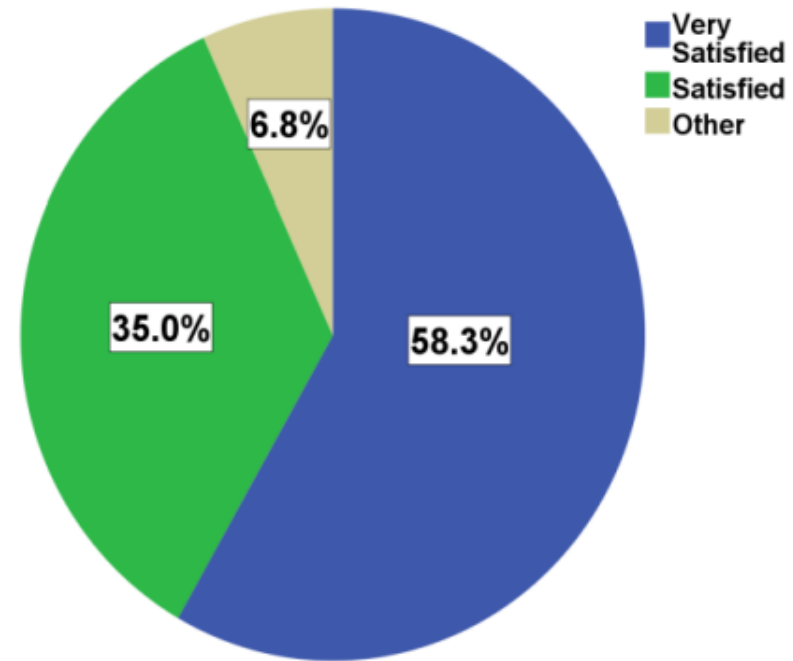
** Like other colleges providing noncredit programs in the State, due to COVID-related challenges in noncredit attendance data collection, fewer CCSF noncredit students with at least 48 CTE hours were surveyed.*

How satisfied are students with the education and training they received?

Credit

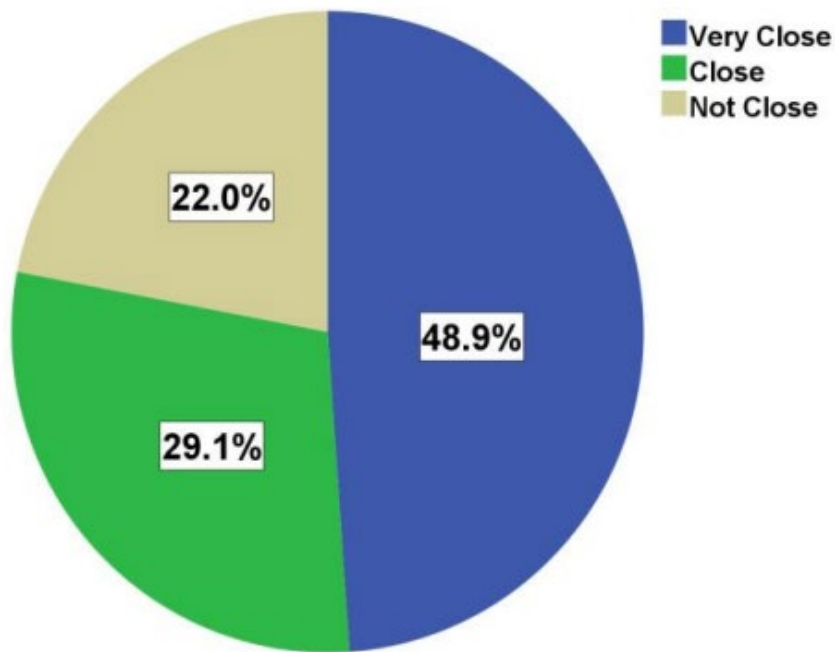


Noncredit

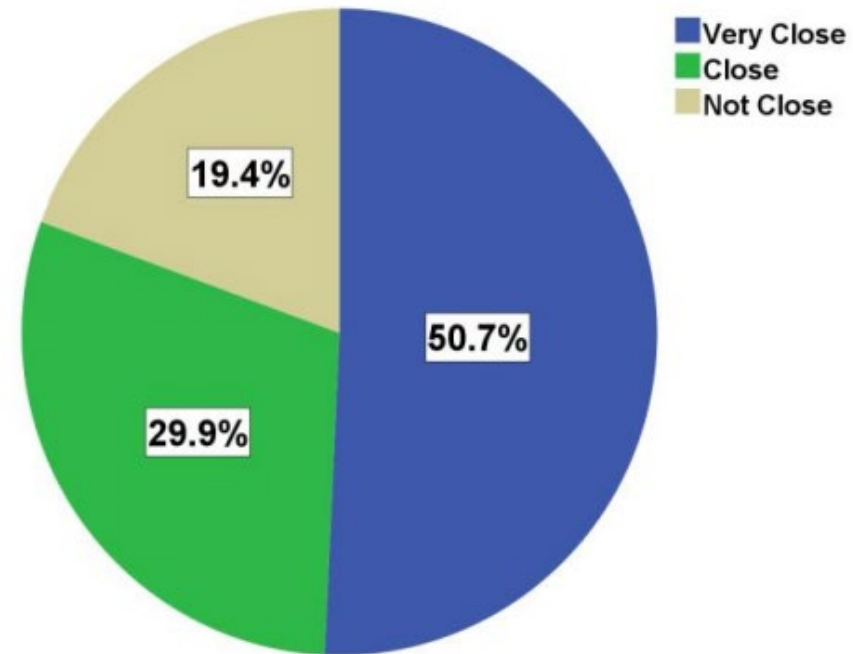


How many students secured a job that is closely related to their program of study?

Credit



Noncredit



Snapshot of other CCSF CTEOS Results

Credit

\$10.04 is the overall change in hourly wages after completing training—in dollars

44% is the overall change in hourly wages after completing training—in percentage gain

76% of respondents reported being employed for pay

31% of respondents reported transferring to another college or university

92% of respondents reported being very satisfied or satisfied with their training.

Statewide results – Credit

Noncredit

\$11.50 is the overall change in hourly wages after completing training—in dollars

51% is the overall change in hourly wages after completing training—in percentage gain

77% of respondents reported being employed for pay

23% of respondents reported transferring to another college or university

93% of respondents reported being very satisfied or satisfied with their training.

Statewide results – Noncredit

2023 CTEOS Program-Specific Employment Outcomes

2023 CTEOS Completers Employment Rates

Purposes:

- Provided to departments and programs for internal conversations
 - Any program that has fallen below the Institution-Set Standard for employment or licensure should engage in appropriate conversations and then use Program Review to briefly document the most likely cause(s) of the lower rates, as well as documenting actions your department is taking (or hopes to take) to improve the rates and meet the Institution-Set Standard
- For conversations with industry advisory boards
- Also used as required for accreditation reporting

Any Questions?

You can always email questions to research@ccsf.edu

Or contact us directly at pmery@ccsf.edu and juliu@ccsf.edu