



**San Francisco Community College District
City College of San Francisco**

Human Resources Department

HIRING DATA REPORT
Fall 2013 - Spring 2014

EMPLOYEE DATA REPORT
Fall 2013



EXECUTIVE SUMMARY

The Human Resources Department (HR) oversees the hiring process for all District personnel. The *Hiring Data Report: F13 – SP14* contains statistics on the academic year F13 – SP14 new employee hires by employee type, gender, ethnicity, and EEOC categories: disabled, gay/lesbian, and veteran. This data originates from the volunteer demographic data provided by applicants during the application stage of a hiring process.

The *Employee Data Report:* contains statistics compiled as of Fall 2013 on the number of employees sorted by employee type, gender, and ethnicity and is provided to the State Chancellor's Office by the District's IT and Research & Planning Departments.

During academic year 2013-2014 hiring efforts continued to focus on filling administrative vacancies resulting from the administrative reorganization adopted by the Board of Trustees in Fall 2012 as a response to the ACCJC and FCMAT's recommendations; and after a further review of operations by the newly appointed Chancellor in consultation with his executive team, key staff, constituency leaders, and in concurrence with the Special Trustee.

Recruiting and advertising were focused and targeted in various local, state, and national media such as the California Community College Registry, education publications such as the *Chronicle of Higher Education*, newspapers, trade journals, and on various employment websites and job boards. The HR staff also attended the annual California Community College Registry job fair. The District also contracts with Jobelephant, a recruitment advertising company that places CCSF job ads in ccregistry.org, CSU East Bay JOBS4U, CSU Sacramento J.O.B., UC Berkeley's CalJobs, InsideHigherEd.com, HigherEdJobs.com, sfbay.craigslist.org, AsiansinHigherEd.com, IMDiversity.com, BlacksinHigherEd.com, HispanicsinHigherEd.com, etc. Additionally, the HR staff works with departments to identify targeted, discipline-specific advertisement in trade journals, job boards, websites, etc.

HIRING DATA REPORT

The Full-Time Faculty new hires section on pages 1 - 8 contain EEO data on Tenure-Track and newly hired employees during the F13 - SP14 academic year. The table on page 6 provides a summary of the F13-SP14 hires by gender, ethnicity, and EEO categories: disabled, gay/lesbian, and veteran.

FULL-TIME FACULTY HIRES**Pages 1 - 8**

In Fall 2013: six (6) tenure-track full-time faculty positions and one (1) categorical full-time position were filled. In Spring 2014, one (1) tenure-track full-time faculty position was filled.

In terms of gender, percentages for the total FY 13-SP14 tenure-track hires = three (3) or 33% female and four (4) or 57% male. The categorical full-time hire is female Caucasian.

PART-TIME FACULTY HIRES**pages 9 – 14**

Pages 9 – 14 contain The Part-Time Faculty F13 and SP14 new hires data by gender, ethnicity and EEO categories: disabled, veteran, and/or gay/lesbian. The hire data is further categorized by part-time pool hires or emergency hires. The data illustrated on pages 10 and 12 shows that approximately 40% of Fall 2013 part-time hires were emergency hires; and approximately 30% of Spring 2014 part-time hires during the semester were emergency hires.

Classified New Hires**pages 15 - 17**

The Classified hiring summary section found on pages 15 – 17 includes data on Classified new hires and position movement. Position movement reflects promotions and changes in job classifications for current College employees including, but not limited to, Civil Service status change and expired, limited tenure.

**Positions Applicant Status
Screening Report****pages 18 – 44**

The Applicant Status Screening Report contains a breakdown of the applicant statuses for each full-time faculty position and administrative position. For EEO purposes, applicants are tracked by gender and ethnicity at each hiring process. This process commences from the beginning of a hiring process - total applications received -- and continues at various stages until a finalist(s) is selected for the position(s).

The **Applicant Status Report** for full-time faculty is located on pages 18 – 22.

**Positions Applicant Status
Screening Report continued
pages 18 - 44**

Recruitment for the full-time tenure-track positions: Biological Sciences, Math, and Library were conducted early Spring 2012, but due to budgetary constraints hiring was postponed to Fall 2013. The Nursing positions (2) were recruited for in Spring 2013 and hiring took place in Fall 2013.

The **Applicant Status Report** for administrative positions is located on pages 23 - 44. We have included hiring processes for positions that were cancelled, not filled, post-poned and include applicant data for the stages of the process that were completed.

**Search Committee
Composition Report
pages 45 - 47**

The Search Committee Members Report contains a breakdown of committee members by ethnicity and gender that served on the full-time faculty and administrative hiring committees.

**F13 - EMPLOYEE DATA REPORT
Pages 48 - 61**

The *Employee Data Report: F13* contains statistics on the number of employees sorted by employee type, gender, and ethnicity and is provided to the State Chancellor's Office by the District's IT and Research & Planning Departments.

TABLE OF CONTENTS

I. New Hires Data

<u>Full-Time Faculty New Hires</u>		P. 1 - 8
<u>F13</u>		
• Summary:	F13 Full-Time Faculty New Hires	P. 1
• Pie Charts:		
○	F13 Tenure-Track New Hires	P. 2
○	F13 Categorical Funded Full-Time New Hires	P. 3
<u>SP14</u>		
• Summary:	SP14 Full-Time Faculty New Hires	P. 4
• Pie Charts:		
○	SP14 Tenure-Track New Hires	P. 5
<u>F13-SP14</u>		
• Summary:	F13-SP14 Full-Time Faculty New Hires	P. 6
• Pie Charts:		
○	F13-SP14 Tenure-Track New Hires	P. 7
○	F13-SP14 Tenure-Track New Hires Comparison In-house/Outside Hires	P. 8
<u>Part-Time Faculty New Hires</u>		P. 9 - 14
<u>F13</u>		
• Pie Charts:		
○	Part-Time Faculty New Hires	P. 9
○	PT Pool Hires / Emergency Hires / GYO/FDIP	P. 10
<u>SP14</u>		
• Pie Charts:		
○	Part-Time Faculty New Hires	P. 11
○	PT Pool Hires / Emergency Hires / GYO/FDIP	P. 12
<u>F13-SP14</u>		
• Pie Charts:		
○	F13-SP14 Part-Time Faculty New Hires	P. 13
PT Faculty New Hires Comparison Pie Chart – F12–SP13, F13-SP14		P. 14
<u>Classified New Hires</u>		P. 15 - 17
<u>F13 – SP14</u>		
• Summary:	Classified Hiring	P. 15
• Pie Charts:		
○	F13-SP14 Classified New Hires	P. 16
○	F13-SP14 Classified Position Movement	P. 17

TABLE OF CONTENTS

II. Applicant Status Reports	P. 18 – 44
<u>F13 – SP14</u>	
• FT Faculty Job Postings – Applicant Status Screening Report by Gender & Ethnicity	P. 18 – 22
• Administrative Job Postings – Applicant Status Screening Report by Gender & Ethnicity	P. 23 – 44
III. Search Committee Composition Reports	P. 45 – 47
<u>F13-SP14</u>	
• FT Faculty Job Postings – Search Committee Composition Report by Gender & Ethnicity	P. 45
• Administrative Job Postings – Search Committee Composition by Gender & Ethnicity	P. 46 - 47
IV. F13 EMPLOYEE STAFF DATA	P. 48 - 61
Administrators Pie Chart	P. 48
FT Faculty Pie Chart by Gender & Ethnicity Table by Department/Gender/Ethnicity	P. 49 P. 50 - 51
PT Faculty Pie Chart by Gender & Ethnicity Table by Department/Gender/Ethnicity	P. 52 P. 53 - 54
FT Classified Pie Chart by Gender & Ethnicity Table by Department/Gender/Ethnicity	P. 55 P. 56-58
PT Classified Table by Department/Gender/Ethnicity Pie Chart by Gender & Ethnicity	P. 59 P. 60 - 61

**FULL-TIME FACULTY NEW HIRES
(FALL 2013 - SPRING 2014)**

(Pages 1 – 8)

NEW FULL-TIME FACULTY

HIRING SUMMARY

FALL 2013

<u>Total Full-Time New Hires:</u>	7	
Tenure-Track	6	86%
Long-Term Substitute	0	
Categorically-Funded	1	14%
<u>Tenure-Track Hires:</u>	6	
Female	2	33%
Male	4	67%
African American	1	17%
Asian	0	
Caucasian	4	67%
Filipino	1	17%
Latino/a	0	
Other/Unknown	0	
Pacific Islander	0	
Southeast Asian	0	
Disabled	0	
Gay/Lesbian	3	50%
Veteran	0	

Categorically Funded FT Hire: 1

Female	1	100%
Caucasian	1	100%
Disabled	0	
Gay/Lesbian	0	
Veteran	0	

Note: Percentages may not be exact due to rounding.

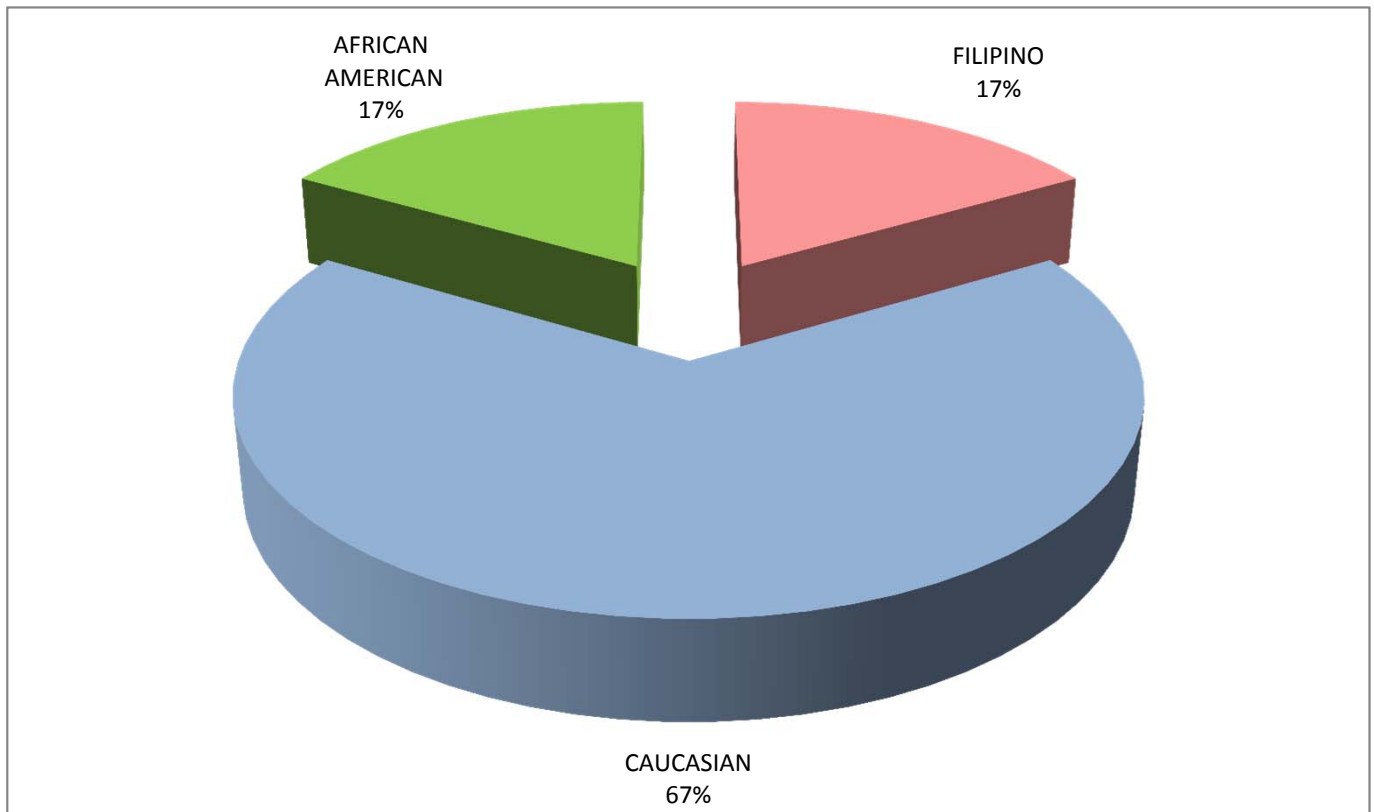
TENURE-TRACK NEW HIRES

Fall 2013

ETHNICITY / GENDER / EEO DATA

	AFRICAN AMERICAN		ASIAN		CAUCASIAN		FILIPINO		LATINO/A		NATIVE AMERICAN		OTHER/ UNKNOWN		PACIFIC ISLANDER		SOUTHEAST ASIAN		TOTAL FILLED POSITIONS	
	#	PCT.	#	PCT.	#	PCT.	#	PCT.	#	PCT.	#	PCT.	#	PCT.	#	PCT.	#	PCT.	#	PCT.
FEMALE	0	0%	0	0%	2	33%	0	0%	0	0%	0	0%	0	0%	0	0%	0	0%	2	33%
MALE	1	17%	0	0%	2	33%	1	17%	0	0%	0	0%	0	0%	0	0%	0	0%	4	67%
TOTAL	1	17%	0	0%	4	67%	1	17%	0	0%	0	0%	0	0%	0	0%	0	0%	6	100%
.....																				
DISABLED	0	0%	0	0%	0	0%	0	0%	0	0%	0	0%	0	0%	0	0%	0	0%	0	0%
GAY/LESBIAN	0	0%	0	0%	2	33%	1	17%	0	0%	0	0%	0	0%	0	0%	0	0%	3	50%
VETERAN	0	0%	0	0%	0	0%	0	0%	0	0%	0	0%	0	0%	0	0%	0	0%	0	0%

Note: Percentages may not be exact due to rounding.



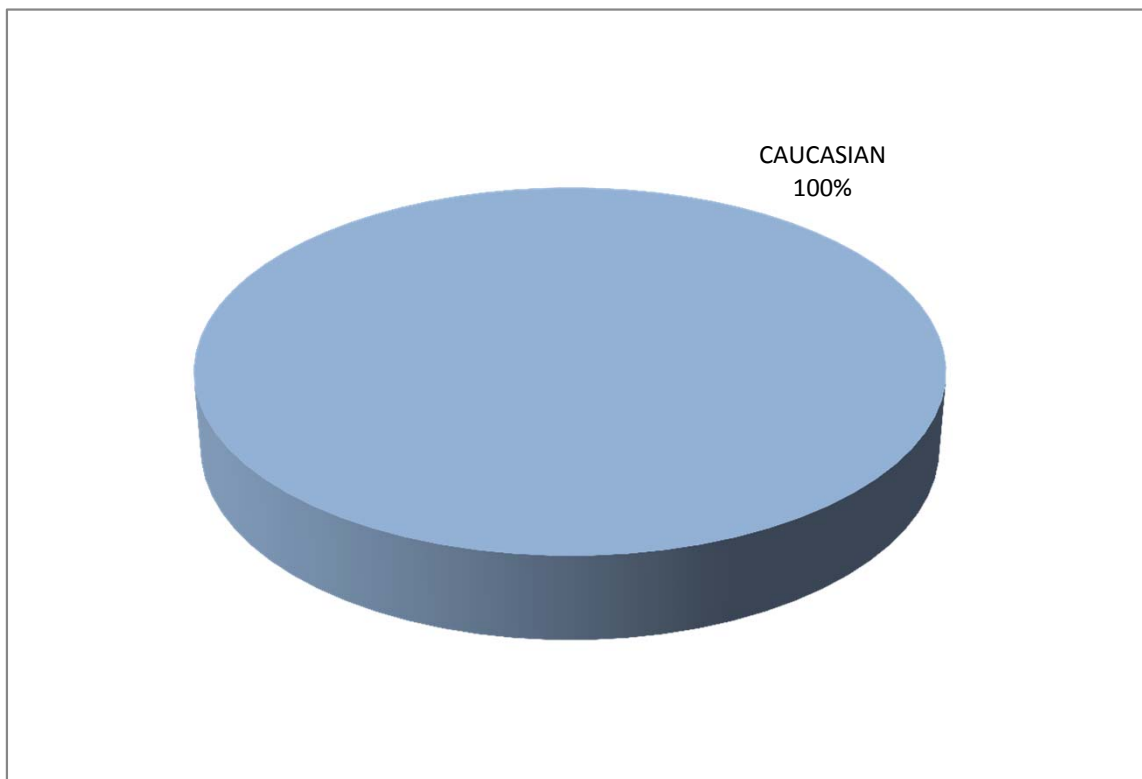
CATEGORICAL FUNDED FT FACULTY NEW HIRES

Fall 2013

ETHNICITY / GENDER / EEO DATA

	AFRICAN AMERICAN		ASIAN		CAUCASIAN		FILIPINO		LATINA/O		NATIVE AMERICAN		OTHER / UNKNOWN		PACIFIC ISLANDER		SOUTHEAST ASIAN		TOTAL FILLED POSITIONS			
	#	PCT.	#	PCT.	#	PCT.	#	PCT.	#	PCT.	#	PCT.	#	PCT.	#	PCT.	#	PCT.	#	PCT.		
FEMALE	0	0%	0	0%	1	100%	0	0%	0	0%	0	0%	0	0%	0	0%	0	0%	0	0%	1	100%
MALE	0	0%	0	0%	0	0%	0	0%	0	0%	0	0%	0	0%	0	0%	0	0%	0	0%	0	0%
TOTAL	0	0%	0	0%	1	100%	0	0%	0	0%	0	0%	0	0%	0	0%	0	0%	0	0%	1	100%
DISABLED	0	0%	0	0%	0	0%	0	0%	0	0%	0	0%	0	0%	0	0%	0	0%	0	0%	0	0%
GAY/LESBIAN	0	0%	0	0%	0	0%	0	0%	0	0%	0	0%	0	0%	0	0%	0	0%	0	0%	0	0%
VETERAN	0	0%	0	0%	0	0%	0	0%	0	0%	0	0%	0	0%	0	0%	0	0%	0	0%	0	0%

Note: Percentages may not be exact due to rounding.



NEW FULL-TIME FACULTY

HIRING SUMMARY

SPRING 2014

<u>Total Full-Time New Hires:</u>	1	
Tenure-Track	1	100%
Long-Term Substitute	0	
Categorically-Funded	0	
<u>Tenure-Track Hires:</u>	1	
Female	1	100%
Filipino	1	100%
Latino/a	0	
Disabled	0	
Gay/Lesbian	0	
Veteran	0	

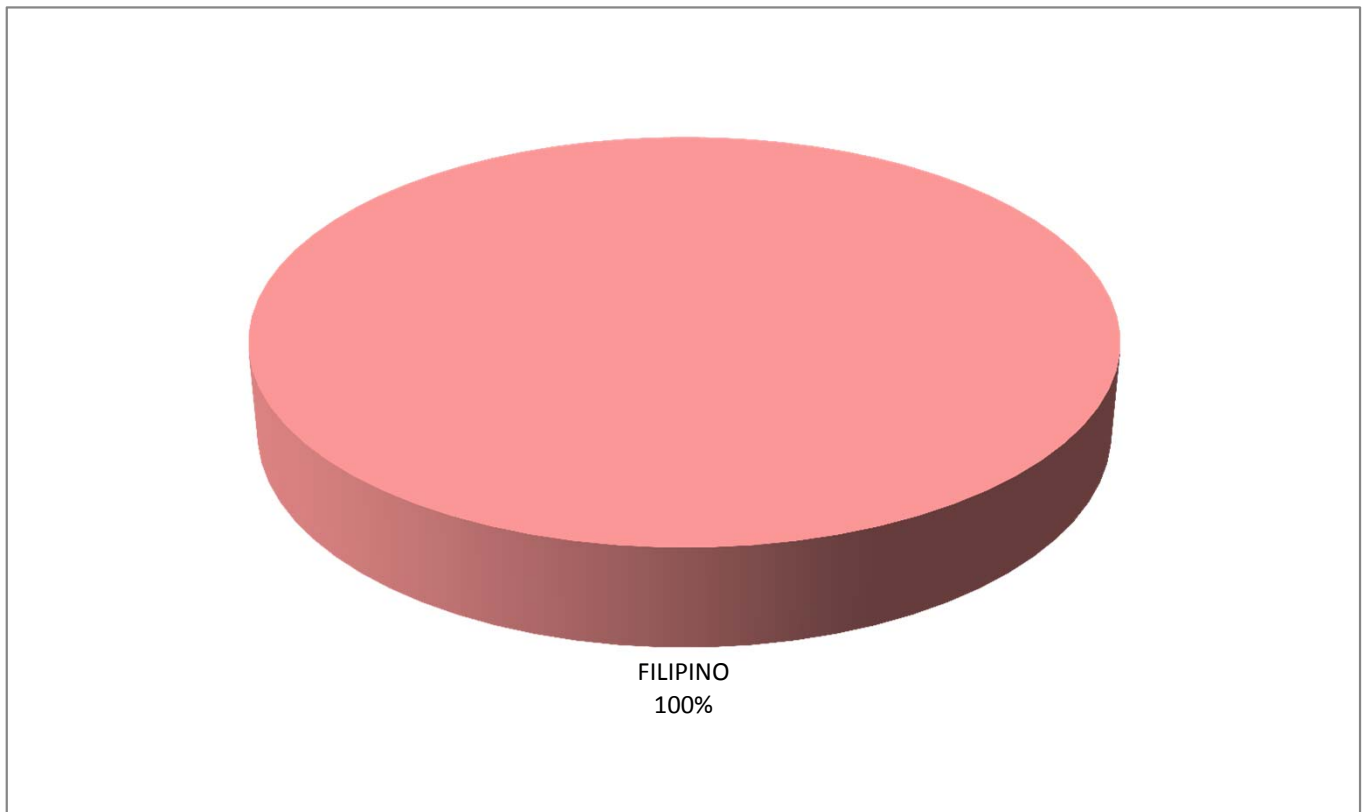
TENURE-TRACK NEW HIRES

Spring 2014

ETHNICITY / GENDER / EEO DATA

	AFRICAN AMERICAN		ASIAN		CAUCASIAN		FILIPINO		LATINO/A		NATIVE AMERICAN		OTHER/ UNKNOWN		PACIFIC ISLANDER		SOUTHEAST ASIAN		TOTAL FILLED POSITIONS	
	#	PCT.	#	PCT.	#	PCT.	#	PCT.	#	PCT.	#	PCT.	#	PCT.	#	PCT.	#	PCT.	#	PCT.
FEMALE	0	0%	0	0%	0	0%	1	100%	0	0%	0	0%	0	0%	0	0%	0	0%	1	100%
MALE	0	0%	0	0%	0	0%	0	0%	0	0%	0	0%	0	0%	0	0%	0	0%	0	0%
TOTAL	0	0%	0	0%	0	0%	1	100%	0	0%	0	0%	0	0%	0	0%	0	0%	1	100%
DISABLED	0	0%	0	0%	0	0%	0	0%	0	0%	0	0%	0	0%	0	0%	0	0%	0	0%
GAY/LESBIAN	0	0%	0	0%	0	0%	1	0%	0	0%	0	0%	0	0%	0	0%	0	0%	0	0%
VETERAN	0	0%	0	0%	0	0%	0	0%	0	0%	0	0%	0	0%	0	0%	0	0%	0	0%

Note: Percentages may not be exact due to rounding.



NEW FULL-TIME FACULTY

HIRING SUMMARY FY13-14

	FALL 2013	SPRING 2014	TOTALS
Full-Time New Hires	7	1	8
Tenure - Track	6	1	7
Long-Term Substitute	0	0	0
Categorical-Funded	1	0	1
<u>Tenure-Track Hires</u>	6	1	7
Female	2 33%	1 100%	3 43 %
Male	4 67%	0	4 57%
African American	1 17%	0	1 14%
Asian	0	0	0
Caucasian	4 67%	0	4 57%
Filipino	1 17%	1 100%	2 29%
Latino/a	0	0	0
Other/Unknown	0	0	0
Pacific Islander	0	0	0
Southeast Asian	0	0	0
Disabled	0	0	0
Gay/Lesbian	3 50%	0	3 43%
Veteran	0	0	0
<u>Categorical-Funded</u>	1	0	1
Female	1 100%		1 100%
Caucasian	1 100%		1 100%
Disabled	0		0
Gay/Lesbian	0		0
Veteran	0		0

Note: Percentages may not be exact due to rounding.

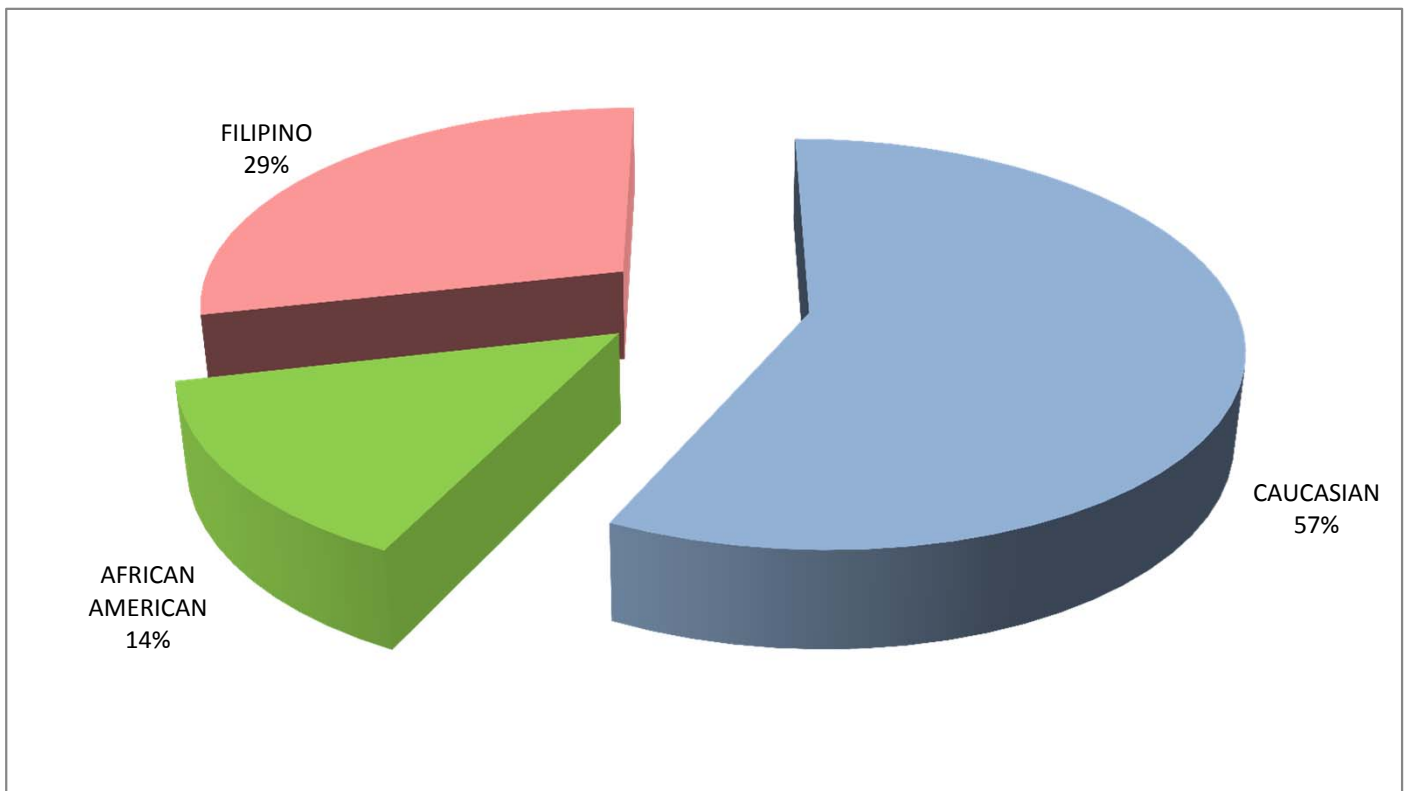
TENURE-TRACK NEW HIRES

Fall 2013 - Spring 2014

ETHNICITY / GENDER / EEO DATA

	AFRICAN AMERICAN		ASIAN		CAUCASIAN		FILIPINO		LATINO/A		NATIVE AMERICAN		OTHER/ UNKNOWN		PACIFIC ISLANDER		SOUTHEAST ASIAN		TOTAL FILLED POSITIONS	
	#	PCT.	#	PCT.	#	PCT.	#	PCT.	#	PCT.	#	PCT.	#	PCT.	#	PCT.	#	PCT.	#	PCT.
FEMALE	0	0%	0	0%	2	29%	1	14%	0	0%	0	0%	0	0%	0	0%	0	0%	3	43%
MALE	1	14%	0	0%	2	29%	1	14%	0	0%	0	0%	0	0%	0	0%	0	0%	4	57%
TOTAL	1	14%	0	0%	4	57%	2	29%	0	0%	0	0%	0	0%	0	0%	0	0%	7	100%
DISABLED	0	0%	0	0%	0	0%	0	0%	0	0%	0	0%	0	0%	0	0%	0	0%	0	0%
GAY/LESBIAN	0	0%	0	0%	2	29%	1	14%	0	0%	0	0%	0	0%	0	0%	0	0%	3	43%
VETERAN	0	0%	0	0%	0	0%	0	0%	0	0%	0	0%	0	0%	0	0%	0	0%	0	0%

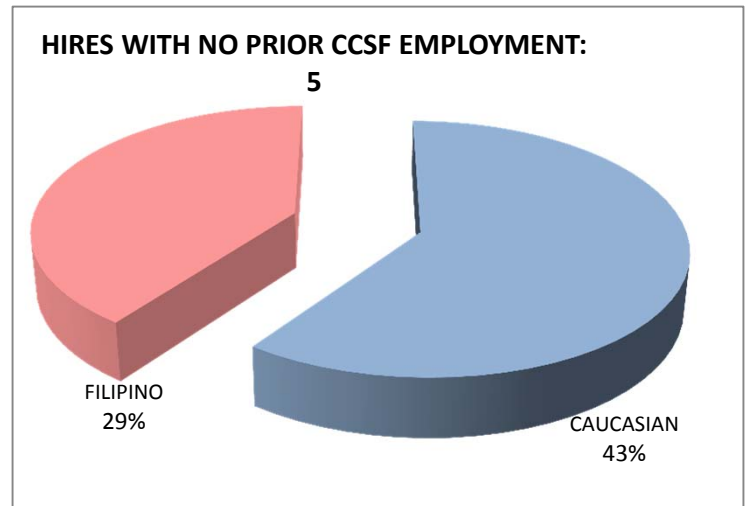
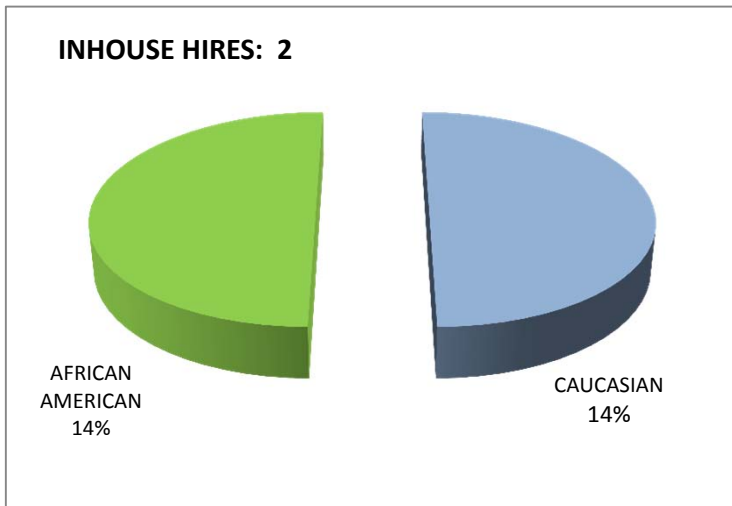
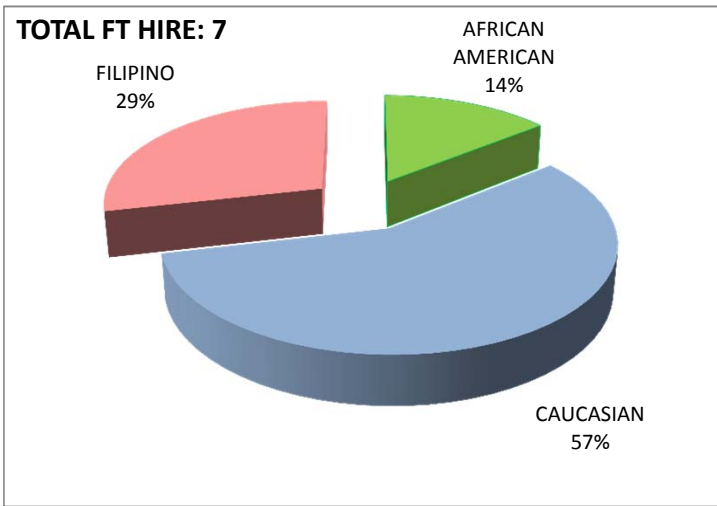
Note: Percentages may not be exact due to rounding.



FT FACULTY HIRES

Fall 2013 - Spring 2014

	AFRICAN AMERICAN		ASIAN		CAUCASIAN		FILIPINO		LATINO/A		NATIVE AMERICAN		OTHER/ UNKNOWN		PACIFIC ISLANDER		SOUTHEAST ASIAN		TOTAL FILLED POSITIONS					
	#	%	#	%	#	%	#	%	#	%	#	%	#	%	#	%	#	%	#	%				
TOTAL HIRES																								
FEMALE	0	0%	0	0%	2	29%	1	14%	0	0%	0	0%	0	0%	0	0%	0	0%	0	0%	3	43%		
MALE	1	14%	0	0%	2	29%	1	14%	0	0%	0	0%	0	0%	0	0%	0	0%	0	0%	4	57%		
TOTAL	1	14%	0	0%	4	57%	2	29%	0	0%	0	0%	0	0%	0	0%	0	0%	0	0%	7	100%		
INHOUSE HIRES	#	%	#	%	#	%	#	%	#	%	#	%	#	%	#	%	#	%	#	%	#	%TOT *		
FEMALE	0	0%	0	0%	0	0%	0	0%	0	0%	0	0%	0	0%	0	0%	0	0%	0	0%	0	0%	0	0%
MALE	1	0%	0	0%	1	14%	0	0%	0	0%	0	0%	0	0%	0	0%	0	0%	0	0%	0	0%	2	29%
TOTAL	1	14%	0	0%	1	14%	0	0%	0	0%	0	0%	0	0%	0	0%	0	0%	0	0%	0	0%	2	29%
OUTSIDE HIRES	#	%	#	%	#	%	#	%	#	%	#	%	#	%	#	%	#	%	#	%	#	%TOT *		
FEMALE	0	0%	0	0%	2	29%	1	14%	0	0%	0	0%	0	0%	0	0%	0	0%	0	0%	0	0%	3	43%
MALE	0	0%	0	0%	1	14%	1	14%	0	0%	0	0%	0	0%	0	0%	0	0%	0	0%	0	0%	2	29%
TOTAL	0	0%	0	0%	3	43%	2	29%	0	0%	0	0%	0	0%	0	0%	0	0%	0	0%	0	0%	5	71%



**PART-TIME FACULTY NEW HIRES
(FALL 2013 - SPRING 2014)**

(Pages 9 - 14)

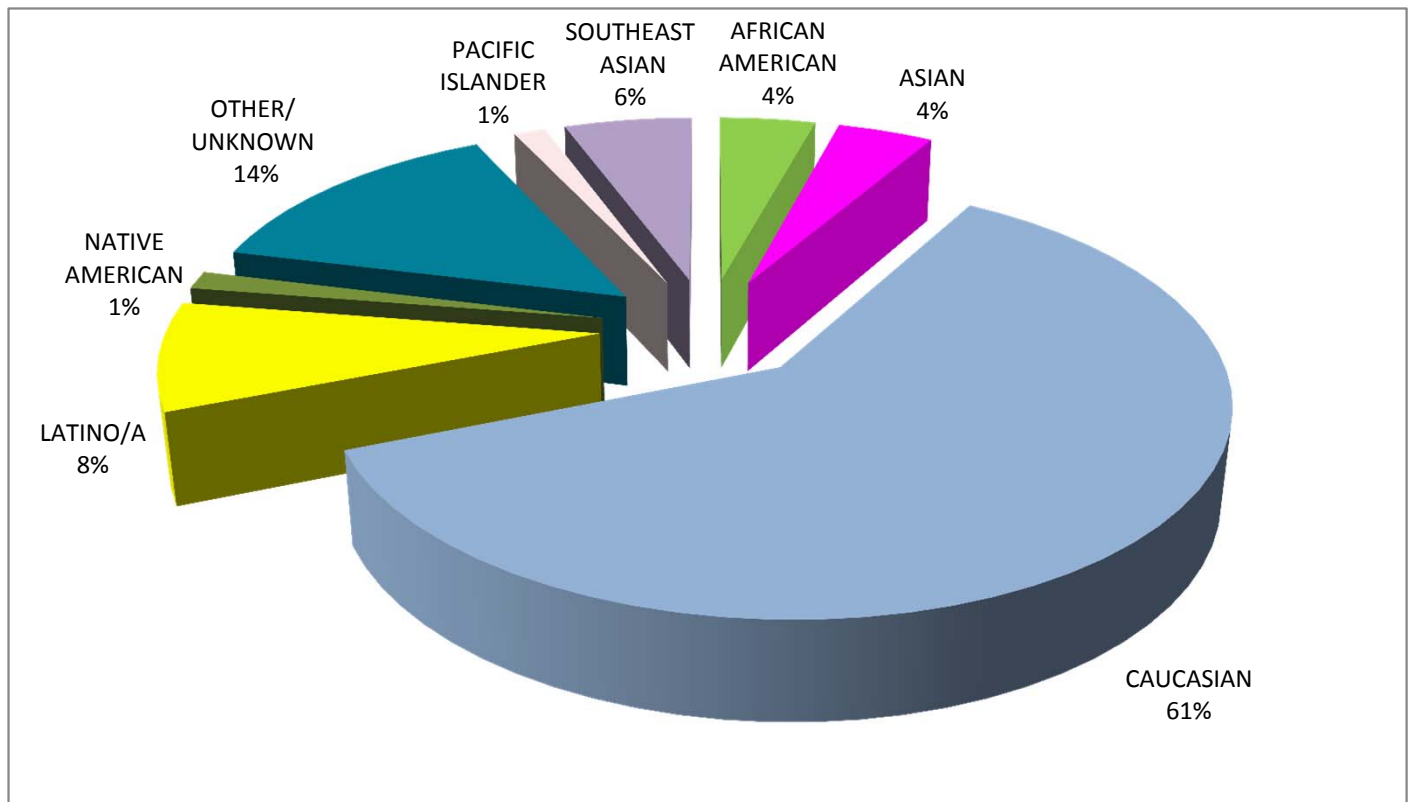
PART-TIME NEW HIRES

Fall 2013

ETHNICITY / GENDER / EEO DATA

	AFRICAN AMERICAN		ASIAN		CAUCASIAN		FILIPINO		LATINO/A		NATIVE AMERICAN		OTHER/ UNKNOWN		PACIFIC ISLANDER		SOUTHEAST ASIAN		TOTAL FILLED POSITIONS	
	#	PCT.	#	PCT.	#	PCT.	#	PCT.	#	PCT.	#	PCT.	#	PCT.	#	PCT.	#	PCT.	#	PCT.
FEMALE	3	4%	2	3%	18	25%	0	0%	1	1%	0	0%	6	8%	0	0%	2	3%	32	45%
MALE	0	0%	1	1%	25	35%	0	0%	5	7%	1	1%	4	6%	1	1%	2	3%	39	55%
TOTAL	3	4%	3	4%	43	61%	0	0%	6	8%	1	1%	10	14%	1	1%	4	6%	71	100%
DISABLED	0	0%	0	0%	0	0%	0	0%	0	0%	0	0%	0	0%	0	0%	0	0%	0	0%
GAY/LESBIAN	0	0%	0	0%	5	7%	0	0%	1	1%	0	0%	0	0%	0	0%	1	1%	7	10%
VETERAN	0	0%	0	0%	0	0%	0	0%	0	0%	0	0%	0	0%	0	0%	0	0%	0	0%

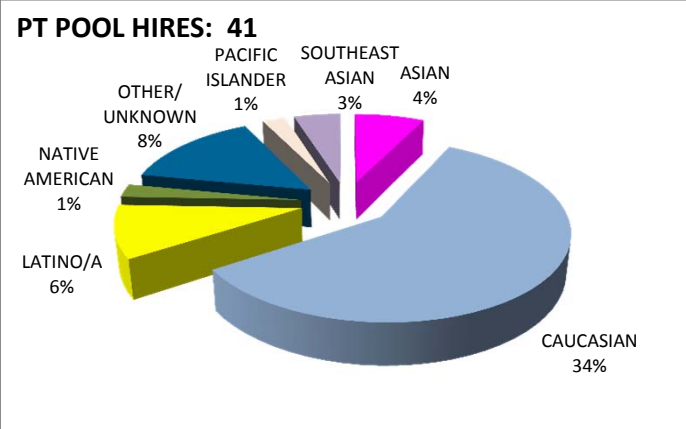
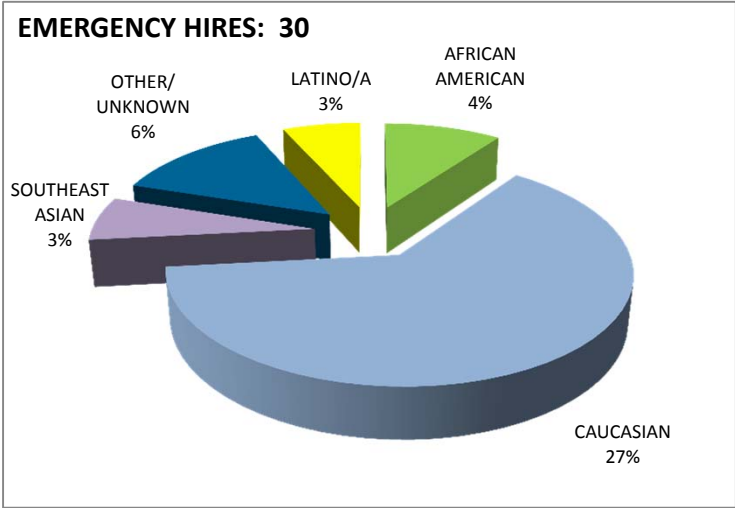
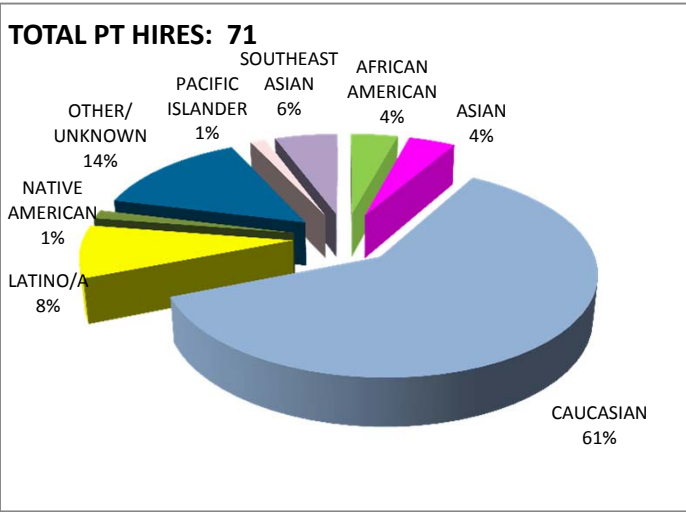
Note: Percentages may not be exact due to rounding.



PT FACULTY HIRES

Fall 2013

	AFRICAN AMERICAN		ASIAN		CAUCASIAN		FILIPINO		LATINO/A		NATIVE AMERICAN		OTHER/ UNKNOWN		PACIFIC ISLANDER		SOUTHEAST ASIAN		TOTAL FILLED POSITIONS		
	#	%	#	%	#	%	#	%	#	%	#	%	#	%	#	%	#	%	#	%	
TOTAL HIRES																					
FEMALE	3	4%	2	3%	18	25%	0	0%	1	1%	0	0%	6	8%	0	0%	2	3%	32	45%	
MALE	0	0%	1	1%	25	35%	0	0%	5	7%	1	1%	4	6%	1	1%	2	3%	39	55%	
TOTAL	3	4%	3	4%	43	61%	0	0%	6	8%	1	1%	10	14%	1	1%	4	6%	71	100%	
POOL HIRES	#	%	#	%	#	%	#	%	#	%	#	%	#	%	#	%	#	%	#	%TOT *	
FEMALE	0	0%	2	0%	8	11%	0	0%	0	0%	0	0%	4	6%	0	0%	1	1%	15	21%	
MALE	0	0%	1	0%	16	23%	0	0%	4	6%	1	1%	2	3%	1	1%	1	1%	26	37%	
TOTAL	0	0%	3	4%	24	34%	0	0%	4	6%	1	1%	6	8%	1	1%	2	3%	41	58%	
EMERG. HIRES	#	%	#	%	#	%	#	%	#	%	#	%	#	%	#	%	#	%	#	%TOT *	
FEMALE	3	4%	0	0%	10	14%	0	0%	1	1%	0	0%	2	3%	0	0%	1	1%	17	24%	
MALE	0	0%	0	0%	9	13%	0	0%	1	1%	0	0%	2	3%	0	0%	1	1%	13	18%	
TOTAL	3	4%	0	0%	19	27%	0	0%	2	3%	0	0%	4	6%	0	0%	2	3%	30	42%	



* As a percentage of total positions filled

Note: Percentages may not be exact due to rounding.

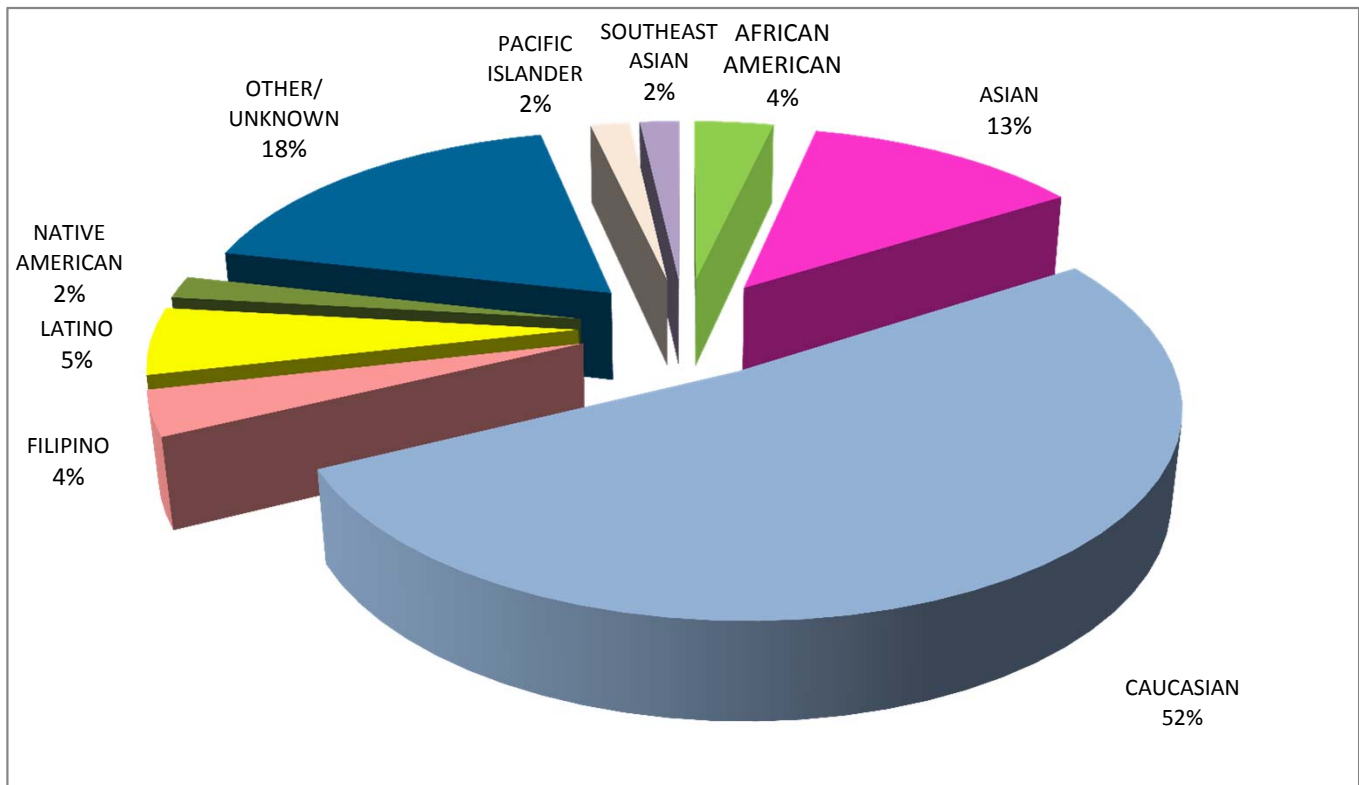
PART-TIME NEW HIRES

Spring 2014

ETHNICITY / GENDER / EEO DATA

	AFRICAN AMERICAN		ASIAN		CAUCASIAN		FILIPINO		LATINO/A		NATIVE AMERICAN		OTHER/ UNKNOWN		PACIFIC ISLANDER		SOUTHEAST ASIAN		TOTAL FILLED POSITIONS	
	#	PCT.	#	PCT.	#	PCT.	#	PCT.	#	PCT.	#	PCT.	#	PCT.	#	PCT.	#	PCT.	#	PCT.
FEMALE	0	0%	4	7%	18	32%	2	4%	0	0%	0	0%	4	7%	0	0%	1	2%	29	52%
MALE	2	4%	3	5%	11	20%	0	0%	3	5%	1	2%	6	11%	1	2%	0	0%	27	48%
TOTAL	2	4%	7	13%	29	52%	2	4%	3	5%	1	2%	10	18%	1	2%	1	2%	56	100%
DISABLED	0	0%	0	0%	0	0%	0	0%	0	0%	0	0%	0	0%	0	0%	0	0%	0	0%
GAY/LESBIAN	0	0%	0	0%	2	4%	0	0%	0	0%	0	0%	0	0%	0	0%	0	0%	2	4%
VETERAN	0	0%	0	0%	0	0%	0	0%	0	0%	0	0%	0	0%	0	0%	0	0%	0	0%

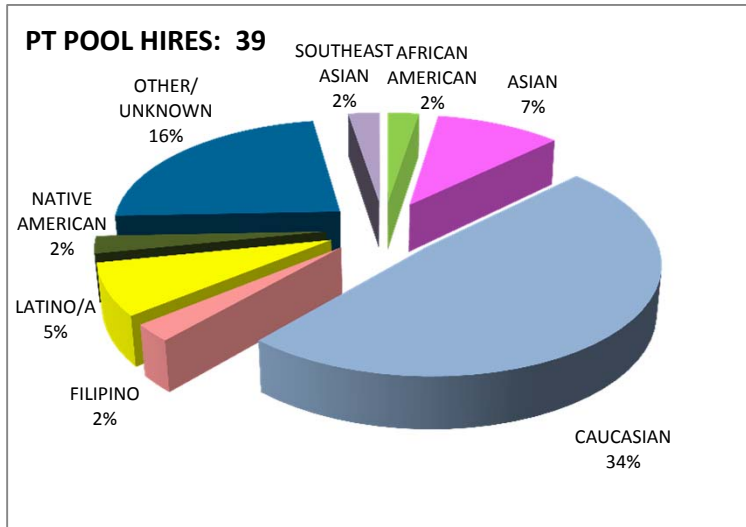
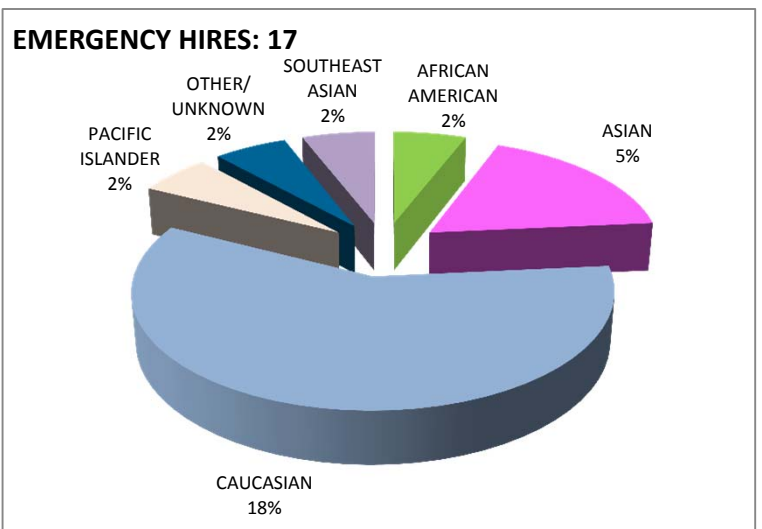
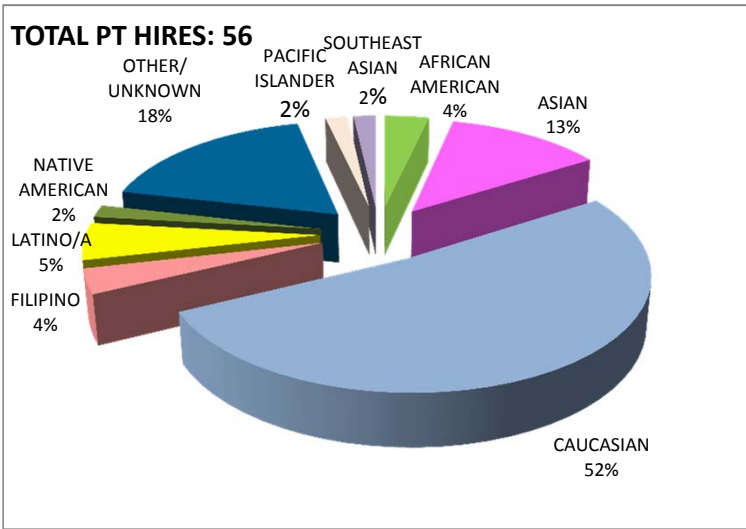
Note: Percentages may not be exact due to rounding.



PT FACULTY HIRES

Spring 2014

	AFRICAN AMERICAN		ASIAN		CAUCASIAN		FILIPINO		LATINO/A		NATIVE AMERICAN		OTHER/ UNKNOWN		PACIFIC ISLANDER		SOUTHEAST ASIAN		TOTAL FILLED POSITIONS		
	#	%	#	%	#	%	#	%	#	%	#	%	#	%	#	%	#	%	#	%	
TOTAL HIRES																					
FEMALE	0	0%	4	7%	18	32%	2	4%	0	0%	0	0%	4	7%	0	0%	1	2%	29	52%	
MALE	2	4%	3	5%	11	20%	0	0%	3	5%	1	2%	6	11%	1	2%	0	0%	27	48%	
TOTAL	2	4%	7	13%	29	52%	2	4%	3	5%	1	2%	10	18%	1	2%	1	2%	56	100%	
POOL HIRES	#	%	#	%	#	%	#	%	#	%	#	%	#	%	#	%	#	%	#	%TOT *	
FEMALE	0	0%	1	0%	11	20%	1	2%	0	0%	0	0%	4	7%	0	0%	1	2%	18	32%	
MALE	1	0%	3	0%	8	14%	0	0%	3	5%	1	2%	5	9%	0	0%	0	0%	21	38%	
TOTAL	1	2%	4	7%	19	34%	1	2%	3	5%	1	2%	9	16%	0	0%	1	2%	39	70%	
EMERG. HIRES	#	%	#	%	#	%	#	%	#	%	#	%	#	%	#	%	#	%	#	%TOT *	
FEMALE	0	0%	1	2%	7	13%	1	2%	0	0%	0	0%	0	0%	0	0%	0	0%	9	16%	
MALE	1	2%	2	4%	3	5%	0	0%	0	0%	0	0%	1	2%	1	2%	0	0%	8	14%	
TOTAL	1	2%	3	5%	10	18%	1	2%	0	0%	0	0%	1	2%	1	2%	0	0%	17	30%	



* As a percentage of total positions filled

Note: Percentages may not be exact due to rounding.

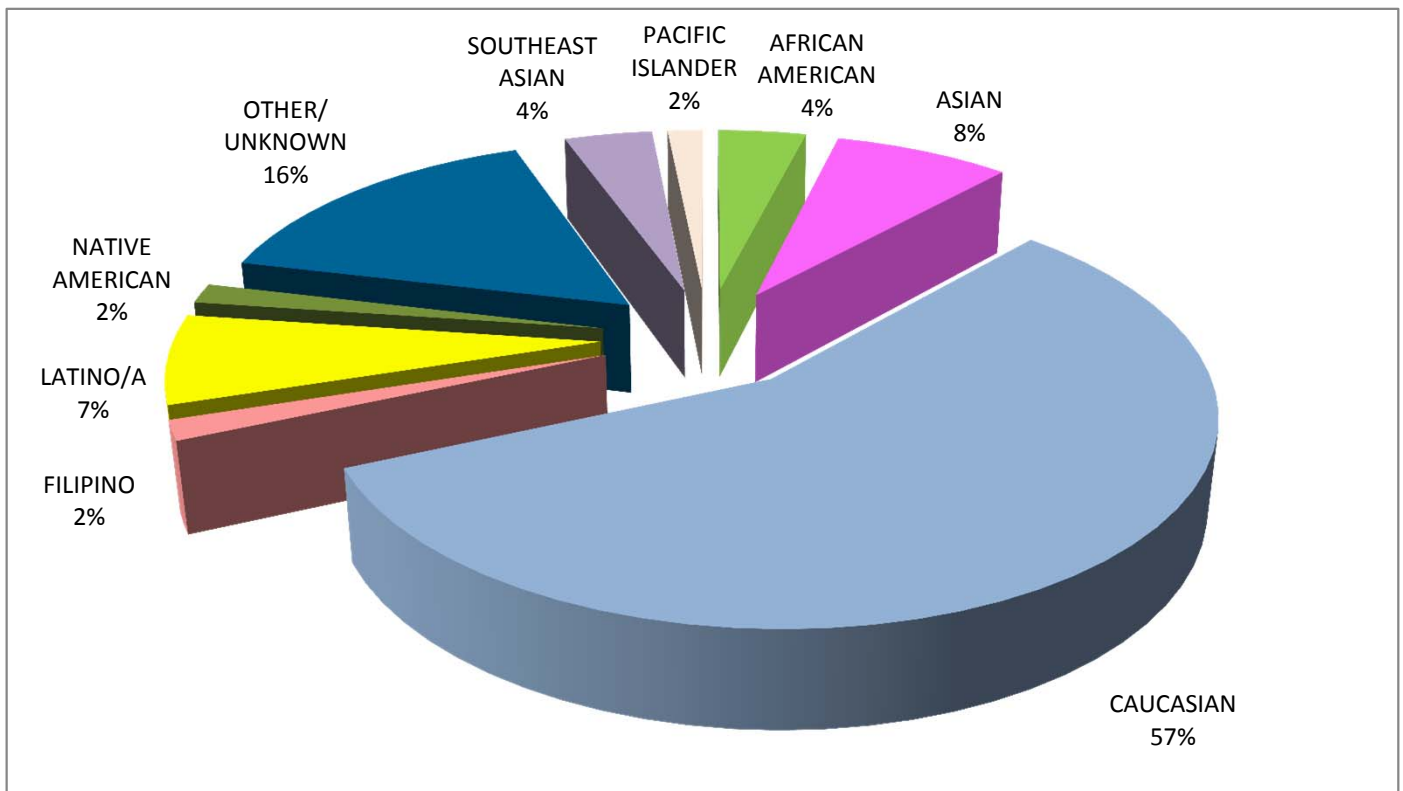
PART-TIME NEW HIRES

Fall 2013 - Spring 2014

ETHNICITY / GENDER / EEO DATA

	AFRICAN AMERICAN		ASIAN		CAUCASIAN		FILIPINO		LATINO/A		NATIVE AMERICAN		OTHER/ UNKNOWN		PACIFIC ISLANDER		SOUTHEAST ASIAN		TOTAL FILLED POSITIONS	
	#	PCT.	#	PCT.	#	PCT.	#	PCT.	#	PCT.	#	PCT.	#	PCT.	#	PCT.	#	PCT.	#	PCT.
FEMALE	3	2%	6	5%	36	28%	2	2%	1	1%	0	0%	10	8%	0	0%	3	2%	61	48%
MALE	2	2%	4	3%	36	28%	0	0%	8	6%	2	2%	10	8%	2	2%	2	2%	66	52%
TOTAL	5	4%	10	8%	72	57%	2	2%	9	7%	2	2%	20	16%	2	2%	5	4%	127	100%
DISABLED	0	0%	0	0%	0	0%	0	0%	0	0%	0	0%	0	0%	0	0%	0	0%	0	0%
GAY/LESBIAN	0	0%	0	0%	7	6%	0	0%	1	1%	0	0%	0	0%	0	0%	1	1%	9	7%
VETERAN	0	0%	0	0%	0	0%	0	0%	0	0%	0	0%	0	0%	0	0%	0	0%	0	0%

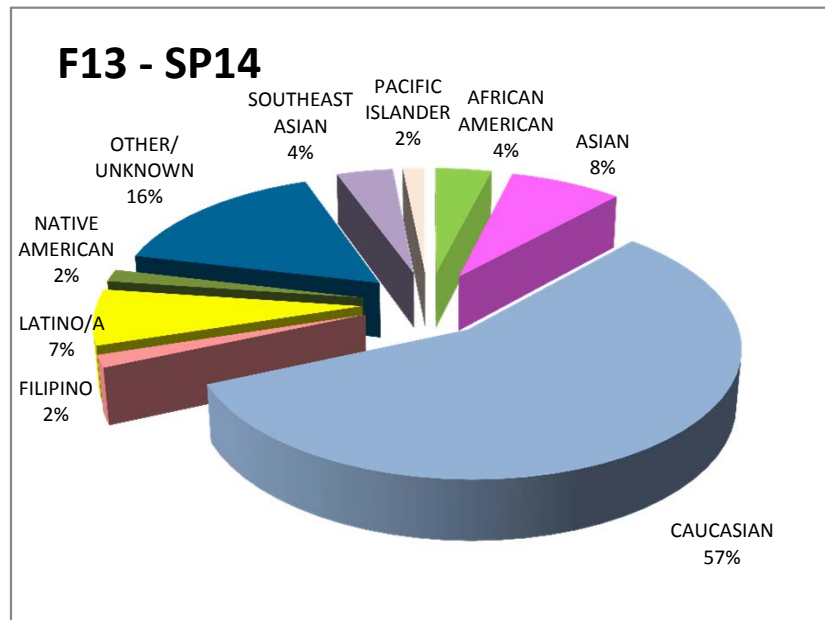
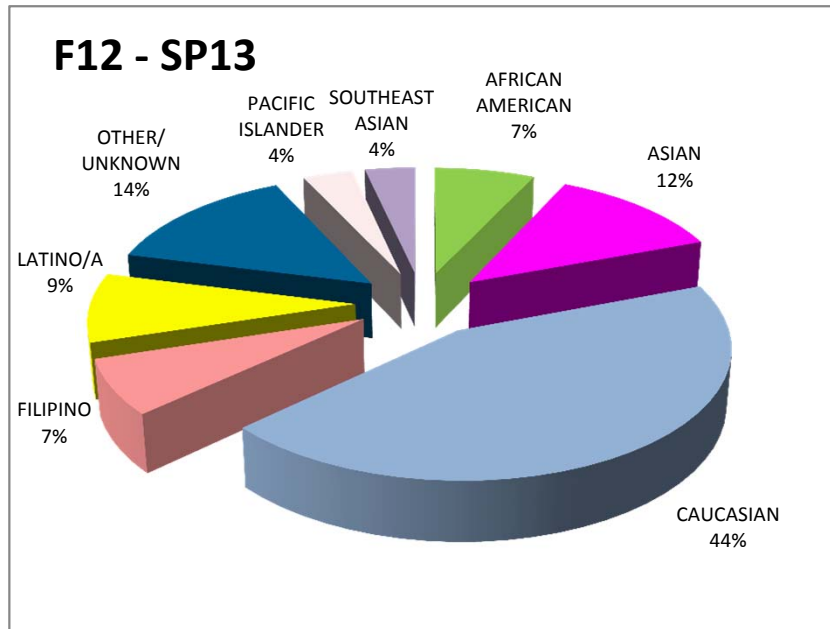
Note: Percentages may not be exact due to rounding.



PART-TIME NEW HIRES

Fall 2012 - Spring 2013 & Fall 2013 - Spring 2014

ETHNICITY / GENDER / EEO DATA



Note: Percentages may not be exact due to rounding.

**CLASSIFIED NEW HIRES
(FALL 2013 - SPRING 2014)**

(Pages 15 – 17)

CLASSIFIED HIRING SUMMARY FALL 2013 – SPRING 2014

Total New Hires:

New hires	41
Position Movement*	16

New Hires - 41

Female	20	49%
Male	21	51%
African American	2	5%
Asian	11	27%
Caucasian	11	27%
Filipino	6	15%
Latino/a	9	22%
Native American	0	0%
Other/Unknown	2	5%
Pacific Islander	0	0%
Southeast Asian	0	0%
Disabled	0	
Gay/Lesbian	1	2 %
Veteran	0	

Position Movement - 16

Female	8	50%
Male	8	50%
African American	4	25%
Asian	7	44%
Caucasian	3	19%
Filipino	1	16%
Latino/a	1	6%
Native American	0	0%
Other/Unknown	0	0%
Pacific Islander	0	0%
Southeast Asian	0	0%
Disabled	0	
Gay/Lesbian	2	13%
Veteran	0	

Position Movement – reflects promotions and changes in job classifications including, but not limited to, Civil Service status change and expired limited tenure

Data does not include 9910 classified employees- Calworks Program

Note: Percentages may not be exact due to rounding.

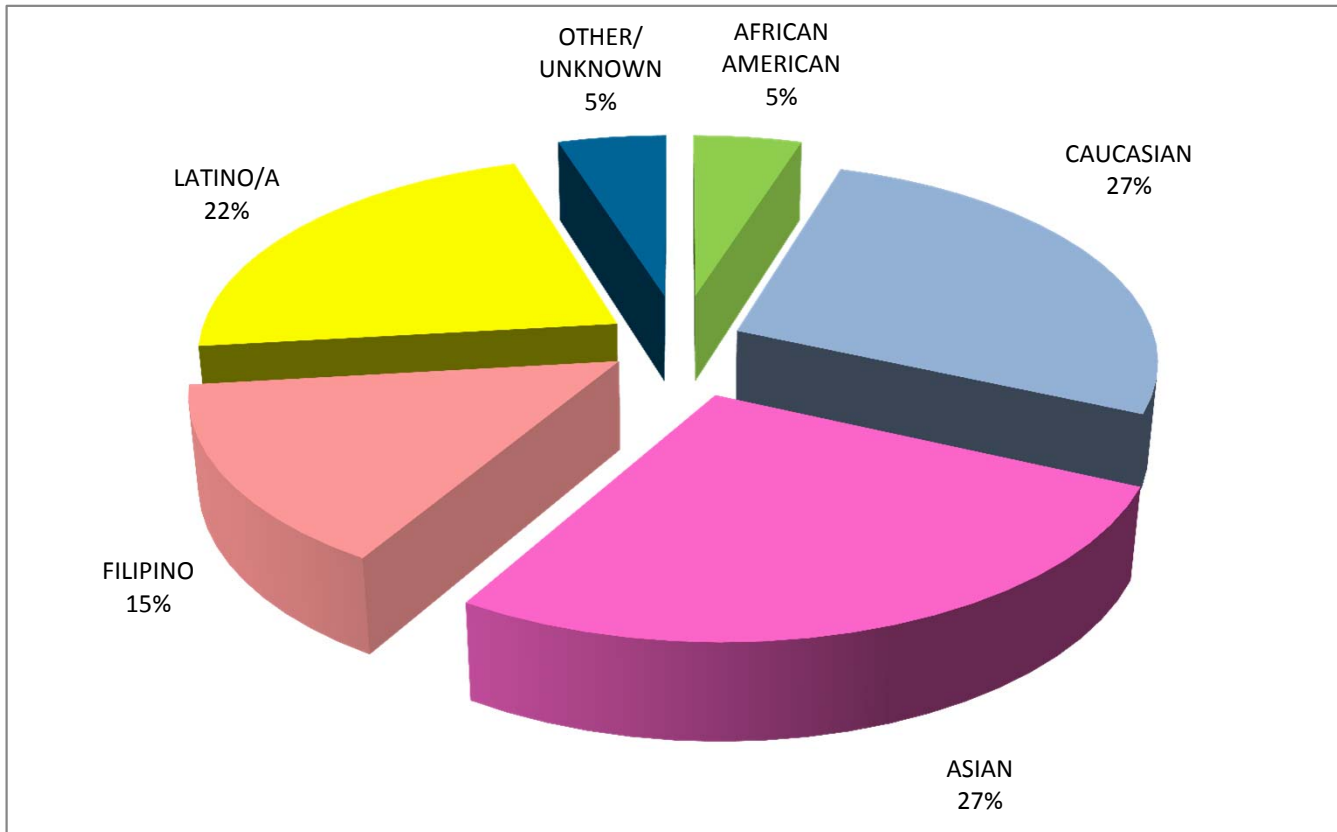
CLASSIFIED NEW HIRES

Fall 2013-Spring 2014

ETHNIC / GENDER / AFFIRMATIVE ACTION DATA

	AFRICAN AMERICAN		ASIAN		CAUCASIAN		FILIPINO		LATINO/A		NATIVE AMERICAN		OTHER/ UNKNOWN		PACIFIC ISLANDER		SOUTHEAST ASIAN		TOTAL FILLED POSITIONS	
	#	PCT.	#	PCT.	#	PCT.	#	PCT.	#	PCT.	#	PCT.	#	PCT.	#	PCT.	#	PCT.	#	PCT.
FEMALE	0	0%	5	12%	5	12%	5	12%	4	10%	0	0%	1	2%	0	0%	0	0%	20	49%
MALE	2	5%	6	15%	6	15%	1	2%	5	12%	0	0%	1	2%	0	0%	0	0%	21	51%
TOTAL	2	5%	11	27%	11	27%	6	15%	9	22%	0	0%	2	5%	0	0%	0	0%	41	100%
DISABLED	0	0%	0	0%	0	0%	0	0%	0	0%	0	0%	0	0%	0	0%	0	0%	0	0%
VETERAN	0	0%	0	0%	0	0%	0	0%	0	0%	0	0%	0	0%	0	0%	0	0%	0	0%
GAY/LESBIAN	0	0%	0	0%	1	2%	0	0%	0	0%	0	0%	0	0%	0	0%	0	0%	1	2%

Note: Percentages may not be exact due to rounding.



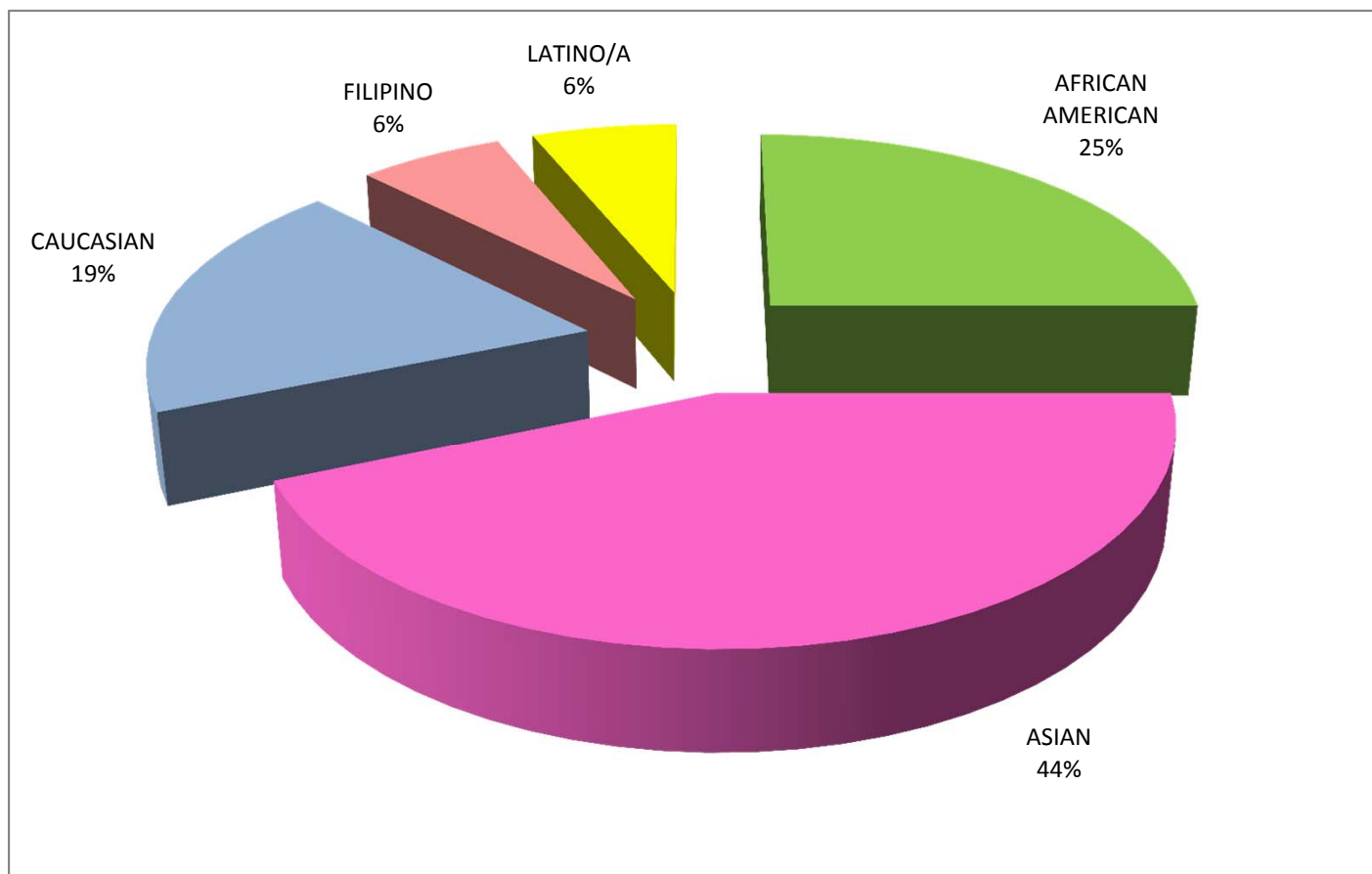
CLASSIFIED POSITION MOVEMENT

Fall 2013 - Spring 2014

ETHNIC / GENDER / AFFIRMATIVE ACTION DATA

	AFRICAN AMERICAN		ASIAN		CAUCASIAN		FILIPINO		LATINO/A		NATIVE AMERICAN		OTHER/ UNKNOWN		PACIFIC ISLANDER		SOUTHEAST ASIAN		TOTAL FILLED POSITIONS	
	#	PCT.	#	PCT.	#	PCT.	#	PCT.	#	PCT.	#	PCT.	#	PCT.	#	PCT.	#	PCT.	#	PCT.
FEMALE	3	19%	4	25%	1	6%	0	0%	0	0%	0	0%	0	0%	0	0%	0	0%	8	50%
MALE	1	6%	3	19%	2	13%	1	6%	1	6%	0	0%	0	0%	0	0%	0	0%	8	50%
TOTAL	4	25%	7	44%	3	19%	1	6%	1	6%	0	0%	0	0%	0	0%	0	0%	16	100%
DISABLED	0	0%	0	0%	0	0%	0	0%	0	0%	0	0%	0	0%	0	0%	0	0%	0	0%
VETERAN	0	0%	0	0%	0	0%	0	0%	0	0%	0	0%	0	0%	0	0%	0	0%	0	0%
GAY/LESBIAN	0	0%	0	0%	2	13%	0	0%	0	0%	0	0%	0	0%	0	0%	0	0%	2	13%

Note: Percentages may not be exact due to rounding.



**APPLICANT STATUS SCREENING REPORTS
(FT Faculty & Administrative Job Postings)**

(FALL 2013 - SPRING 2014)

(Pages 18 – 44)

FULL-TIME FACULTY POSITIONS SCREENING REPORT (By Department/Job Posting)
(Fall 2013-Spring 2014)

1. Biological Sciences
Biological Sciences

(Tenure-Track & PT Pool) - Job #0110101

APPLICATION STATUS	AA		AP		CA		FI		HI		NA		OT		ND		TOTAL	
	M	F	M	F	M	F	M	F	M	F	M	F	M	F	M	F		
	ND	M	ND	M	ND	M	ND	M	ND	M	ND	M	ND	M	ND	M		ND
Total Applications Received	4	11	13	28	1	1	4	7	4	7			2	2	4	4	3	84
Applicants Not Meeting Minimum Qualifications			1					1										2
Applicants with Incomplete Application Materials			2	3	4	10	1		3				1		1	1		26
Applicants Late - Not making the position deadline																		1
Applicants who withdrew and/or canceled applying	1	1	2					1										6
Total Applications Submitted to the Search Committee	1	7	6	18	1	1	5		1	2	4	3	1					50
Applicants Selected for Interview		2	1	6														10
Applicant(s) Withdrew, Declined Interview, and/or Declined Position		1		1														2
Applicant(s) Recommended for Final Interview			1	1														2
Applicant(s) Selected for the Position(s)			1															2
	AA		AP		CA		FI		HI		NA		OT		ND			
	M	F	ND	M	F	ND	M	F	ND	M	F	ND	M	F	ND	M	F	TOTAL
Disabled								1										1
Veteran																		0
Gay or Lesbian				3	3			1										7

AA: African American; AP: Asian/Pacific Islander; CA: Caucasian; FI: Filipino; HI: Hispanic; NA: Native American; OT: Other; ND: Not Disclosed;
M: Male; F: Female;

O: Other; ND: Not Disclosed

FULL-TIME FACULTY POSITIONS SCREENING REPORT (By Department/Job Posting)
(Fall 2013-Spring 2014)

2. Library & Learning Resources Librarian

(Tenure-Track & Part-Time Pool) - Job #0110099

	AA		AP		CA		FI		HI		NA		OT		ND		TOTAL	
	M	F	M	F	M	F	M	F	M	F	M	F	M	F	M	F		
APPLICATION STATUS																		
Total Applications Received	1	3	1	6	14	31			2	6			1	4	2	4	10	85
Applicants Not Meeting Minimum Qualifications																		0
Applicants with Incomplete Application Materials	1		1	2	7	13			2	3			1	1		1	6	38
Applicants Late - Not making the position deadline																		0
Applicants who withdrew and/or canceled applying			1	1	1	1										1	2	5
Total Applications Submitted to the Search Committee	3		3	7	7	17			3	3			3	3	2	2	2	42
Applicants Selected for Interview			1	2	1	1			2	2					1	1		8
Applicant(s) Withdrew, Declined Interview, and/or Declined Position																		0
Applicant(s) Recommended for Final Interview			1	2	1	1			1	1						1		6
Applicant(s) Selected for the Position				1	1	1												1
	AA		AP		CA		FI		HI		NA		OT		ND			
	M	F	M	F	M	F	M	F	M	F	M	F	M	F	M	F	TOTAL	
Disabled	1								1									2
Veteran																		0
Gay or Lesbian	1				4	4			1									10

AA: African American; AP: Asian/Pacific Islander; CA: Caucasian; FI: Filipino; HI: Hispanic; NA: Native American; OT: Other; ND: NDknown;
M: Male; F: Female;

FULL-TIME FACULTY POSITIONS SCREENING REPORT (By Department/Job Posting)
(Fall 2013-Spring 2014)

3. Mathematics

(Tenure-Track & Long-Term Sub) - Job #0110098

	APPLICATION STATUS																								TOTAL																																																																																								
	AA		AP		CA		FI		HI		NA		OT		ND		TOTAL																																																																																																
	M	F	M	F	M	F	M	F	M	F	M	F	M	F	M	F		ND																																																																																															
Total Applications Received	4		8	12	33	10		1	6	4			3		2	5	88																																																																																																
Applicants Not Meeting Minimum Qualifications			2														2																																																																																																
Applicants with Incomplete Application Materials	1		3	8	14	2			5	2			1		1	3	40																																																																																																
Applicant did not pass Equivalency					1												1																																																																																																
Applicants Late - Not making the position deadline																	0																																																																																																
Applicants who withdrew and/or canceled applying					1												1																																																																																																
Total Applications Submitted to the Search Committee	3		3	4	17	8	1	1	1	2			2		1	2	44																																																																																																
Applicants Selected for Interview	1		1	2	4	3										1	12																																																																																																
Applicant(s) Withdrew, Declined Interview, and/or Declined Position					1												1																																																																																																
Applicant(s) Recommended for Final Interview	1				1												2																																																																																																
Applicant(s) Selected for the Positions	1																1																																																																																																
	<table border="1"> <thead> <tr> <th rowspan="2"></th> <th colspan="2">AA</th> <th colspan="2">AP</th> <th colspan="2">CA</th> <th colspan="2">FI</th> <th colspan="2">HI</th> <th colspan="2">NA</th> <th colspan="2">OT</th> <th colspan="2">ND</th> <th rowspan="2">TOTAL</th> </tr> <tr> <th>M</th><th>F</th> <th>M</th><th>F</th> <th>M</th><th>F</th> <th>M</th><th>F</th> <th>M</th><th>F</th> <th>M</th><th>F</th> <th>M</th><th>F</th> <th>M</th><th>F</th> <th>ND</th> </tr> </thead> <tbody> <tr> <td>Disabled</td> <td></td><td></td> <td></td><td>1</td> <td></td><td>1</td> <td></td><td></td> <td></td><td></td> <td></td><td></td> <td></td><td></td> <td></td><td></td> <td>2</td> </tr> <tr> <td>Veteran</td> <td>1</td><td></td> <td>1</td><td></td> <td>1</td><td></td> <td></td><td></td> <td></td><td></td> <td></td><td></td> <td></td><td></td> <td></td><td></td> <td>3</td> </tr> <tr> <td>Gay or Lesbian</td> <td>1</td><td></td> <td></td><td></td> <td>2</td><td></td> <td></td><td></td> <td></td><td></td> <td></td><td></td> <td></td><td></td> <td></td><td></td> <td>3</td> </tr> </tbody> </table>																									AA		AP		CA		FI		HI		NA		OT		ND		TOTAL	M	F	M	F	M	F	M	F	M	F	M	F	M	F	M	F	ND	Disabled				1		1											2	Veteran	1		1		1												3	Gay or Lesbian	1				2												3
	AA		AP		CA		FI		HI		NA		OT		ND		TOTAL																																																																																																
	M	F	M	F	M	F	M	F	M	F	M	F	M	F	M	F		ND																																																																																															
Disabled				1		1											2																																																																																																
Veteran	1		1		1												3																																																																																																
Gay or Lesbian	1				2												3																																																																																																

AA: African American; AP: Asian/Pacific Islander; CA: Caucasian; FI: Filipino; HI: Hispanic; NA: Native American; OT: Other; ND: NDknown;
M: Male; F: Female;

FULL-TIME FACULTY POSITIONS SCREENING REPORT (By Department/Job Posting)
(Fall 2013-Spring 2014)

**4. Nursing (Licensed Vocational Nursing) and/or C N A (Certified Nursing Assistant) Instructor
 Nursing LVN**

(Tenure - Track & PT Pool) - Job #0130054

	AA		AP		CA		FI		HI		NA		OT		TOTAL				
	M	F	M	F	M	F	M	F	M	F	M	F	M	F		ND			
	ND	ND	ND	ND	ND	ND	ND	ND	ND	ND	ND	ND	ND	ND		ND			
APPLICATION STATUS																			
Total Applications Received	1		2		1	1	1	1						1	7				
Applicants Not Meeting Minimum Qualifications															0				
Applicants with Incomplete Application Materials						1									1				
Applicants Late - Not making the position deadline															0				
Applicants who withdrew and/or canceled applying															0				
Total Applications Submitted to the Search Committee	1		2		1	1	1	1						1	6				
Applicants Selected for Interview	1		2		1	1	1	1						1	6				
Applicant(s) Withdrew, Declined Interview, and/or Declined Position															0				
Applicant(s) Recommended for Final Interview			2		1	1	1	1							4				
Applicant(s) Selected for the Position(s)															0				
Applicant declined position					1	1	1	1											
Demographics																			
AA		AP		CA		FI		HI		NA		OT		ND					
M	F	ND	M	F	ND	M	F	ND	M	F	ND	M	F	ND	M	F	ND	TOTAL	
																			0
																			0
																			1

AA: African American; AP: Asian/Pacific Islander; CA: Caucasian; FI: Filipino; HI: Hispanic; NA: Native American; OT: Other; ND: NDknown;
 M: Male; F: Female;

ADMINISTRATIVE POSITIONS
 APPLICANT STATUS SCREENING REPORT
 FALL 2013 - SPRING 2014

CHANCELLOR'S DIVISION

Vice Chancellor Academic Affairs
 Posting #0130065

	AA		AP		CA		FI		HI		NA		OT		ND		TOTAL	
	M	F	M	F	M	F	M	F	M	F	M	F	M	F	M	F		ND
APPLICANT STATUS																		
Total Applications Received	5	2	1	2	8	11			2	3		1		1	2		1	39
Applicants Not Meeting Minimum Qualifications	3			1	1	2				1		1						9
Applicants - Incomplete Application Materials at Job Posting Deadline	1				1	3				1					1			7
Applicants - Not passing Equivalency	1																	1
Applicants - Withdrew and/or canceled applying						1												1
Total Applications Submitted to the Search Committee	1	1	1	1	6	5			2	1				1	1		1	21
Applicants Not Selected for Interview	1	1			3	4			2					1			1	13
Applicants Selected for Interview				1	3	1				1								6
Applicant(s) Withdrew, Declined Interview, and/or Declined Position			1															2
Applicant(s) Not Recommended for Final Interview				1	2					1								4
Applicant(s) Recommended for Final Interview					1	1												2
Applicant(s) Withdrew, Declined Interview, and/or Declined Position																		0
Applicant(s) Selected for the Position(s)						1												1
Disabled																		
Veteran																		
Gay or Lesbian																		
	AA		AP		CA		FI		HI		NA		OT		ND		TOTAL	
	M	F	M	F	M	F	M	F	M	F	M	F	M	F	M	F	ND	
					1													1
	1								1						1			3
				1	2	3												6

AMENDED & RE-ISSUED

AA: African American; AP: Asian/Pacific Islander; CA: Caucasian; FI: Filipino; HI: Hispanic; NA: Native American; OT: Other; ND: Not Disclosed;
 M: Male; F: Female; ND/O: Not Disclosed or Other

ADMINISTRATIVE POSITIONS
 APPLICANT STATUS SCREENING REPORT
 FALL 2013 - SPRING 2014

Vice Chancellor Finance & Administration

Posting #0130105

	APPLICANT STATUS																							
	AA		AP		CA		FI		HI		NA		OT		ND		TOTAL							
	M	F	M	F	M	F	M	F	M	F	M	F	M	F	M	F		ND						
Total Applications Received	1	1	3	1	9	3	1										1	3	23					
Applicants Not Meeting Minimum Qualifications					3														3					
Applicants - Incomplete Application Materials at Job Posting Deadline	1		1		1		1										1	2	7					
Applicants - Not passing Equivalency			1																1					
Applicants - Withdrew and/or canceled applying						1												1	2					
Total Applications Submitted to the Search Committee	1	1	1	1	5	2													10					
Applicants Not Selected for Interview	1		1		4	2													8					
Applicants Selected for Interview			1		1														2					
Applicant(s) Withdrew, Declined Interview, and/or Declined Position																			0					
Applicant(s) Not Recommended for Final Interview																			0					
Applicant(s) Recommended for Final Interview			1		1														2					
Applicant(s) Withdrew, Declined Interview, and/or Declined Position																			0					
Applicant(s) Selected for the Position(s)					1														1					
Disabled																			0					
Veteran					1														1					
Gay or Lesbian																			0					

AA: African American; AP: Asian/Pacific Islander; CA: Caucasian; FI: Filipino; HI: Hispanic; NA: Native American; OT: Other; ND: Not Disclosed; M: Male; F: Female; ND/O: Not Disclosed or Other

ADMINISTRATIVE POSITIONS
 APPLICANT STATUS SCREENING REPORT
 FALL 2013 - SPRING 2014

Director of Communications and Marketing
 Posting #0130072

	APPLICANT STATUS												TOTAL								
	AA		AP		CA		FI		HI		NA			OT		ND					
	M	F	M	F	M	F	M	F	M	F	M	F	M	F	M	F	M	F	ND		
Total Applications Received	3	3	1	10	10	10			1	2					1	1			2	2	35
Applicants Not Meeting Minimum Qualifications															1	1			1	1	2
Applicants - Incomplete Application Materials at Job Posting Deadline	1	1			7	5			1	1										2	18
Applicants - Not passing Equivalency																					0
Applicants - Withdrew and/or canceled applying						1															1
Total Applications Submitted to the Search Committee	2	2	1	3	4	4			1	1							1	1			14
Applicants Not Selected for Interview	1	1	1	1	2	2			1	1									1	1	7
Applicants Selected for Interview	2	1			2	2															7
Applicant(s) Withdrew, Declined Interview, and/or Declined Position																					0
Applicant(s) Not Recommended for Final Interview	1	1			2	2															4
Applicant(s) Recommended for Final Interview																					3
Applicant(s) Withdrew, Declined Interview, and/or Declined Position																					0
Applicant(s) Selected for the Position(s)					1	1															1
Disabled																					
Veteran																					0
Gay or Lesbian	1	1			2	2									1	1					3

AA: African American; AP: Asian/Pacific Islander; CA: Caucasian; FI: Filipino; HI: Hispanic; NA: Native American; OT: Other; ND: Not Disclosed;
 M: Male; F: Female; ND/O: Not Disclosed or Other

ADMINISTRATIVE POSITIONS
 APPLICANT STATUS SCREENING REPORT
 FALL 2013 - SPRING 2014

General Counsel
 Posting #0130077

	AA		AP		CA		FI		HI		NA		OT		ND		TOTAL	
	M	F	M	F	M	F	M	F	M	F	M	F	M	F	M	F		
APPLICANT STATUS																		
Total Applications Received	2	2	2	1	1	4									2	1	2	28
Applicants Not Meeting Minimum Qualifications	2				1													3
Applicants - Incomplete Application Materials at Job Posting Deadline			2	1	7	3									2	1	1	18
Applicants - Not passing Equivalency																		0
Applicants - Withdrew and/or canceled applying																		0
Total Applications Submitted to the Search Committee	1				3	1					1						1	7
Applicants Not Selected for Interview					2	1					1							4
Applicants Selected for Interview	1				1												1	3
Applicant(s) Withdrew, Declined Interview, and/or Declined Position																		0
Applicant(s) Not Recommended for Final Interview																		0
Applicant(s) Recommended for Final Interview	1				1												1	3
Applicant(s) Withdrew, Declined Interview, and/or Declined Position																		0
Applicant(s) Selected for the Position(s)					1												1	1
Disabled																		0
Veteran					1													1
Gay or Lesbian			1		1													2

AA: African American; AP: Asian/Pacific Islander; CA: Caucasian; FI: Filipino; HI: Hispanic; NA: Native American; OT: Other; ND: Not Disclosed;
 M: Male; F: Female; ND/O: Not Disclosed or Other

ADMINISTRATIVE POSITIONS
 APPLICANT STATUS SCREENING REPORT
 FALL 2013 - SPRING 2014

Posting #01.30117	APPLICANT STATUS																								TOTAL
	AA		AP		CA		FI		HI		NA		OT		ND		TOTAL								
	M	F	M	F	M	F	M	F	M	F	M	F	M	F	M	F		ND							
Total Applications Received	1				1	2																			8
Applicants Not Meeting Minimum Qualifications																									
Applicants - Incomplete Application Materials at Job Posting Deadline	1				1																				1
Applicants - Not passing Equivalency																									2
Applicants - Withdrew and/or canceled applying																									0
Applicants - Withdrew and/or declined applying																									0
Total Applications Submitted to the Search Committee					1	1																			5
Applicants Not Selected for Interview					1																				3
Applicants Selected for Interview					1																				2
Applicant(s) Withdrew, Declined Interview, and/or Declined Position																									0
Applicant(s) Not Recommended for Final Interview																									0
Applicant(s) Recommended for Final Interview					1																				2
Applicant(s) Withdrew, Declined Interview, and/or Declined Position																									0
Applicant(s) Selected for the Position(s)					1																				1
Disabled																									0
Veteran																									0
Gay or Lesbian																									2

AA: African American; AP: Asian/Pacific Islander; CA: Caucasian; FI: Filipino; HI: Hispanic; NA: Native American; OT: Other; ND: Not Disclosed;
 M: Male; F: Female; ND/O: Not Disclosed or Other

ADMINISTRATIVE POSITIONS
 APPLICANT STATUS SCREENING REPORT
 FALL 2013 - SPRING 2014

Associate Dean Human Resources
 Posting #0130106

	APPLICANT STATUS												TOTAL				
	AA		AP		CA		FI		HI		NA			OT		ND	
	M	F	M	F	M	F	M	F	M	F	M	F		M	F	M	F
Total Applications Received	1	1	2	2	2	2	1	1	1	1					1	1	15
Applicants Not Meeting Minimum Qualifications																	0
Applicants - Incomplete Application Materials at Job Posting Deadline	1	1	2		2			1									7
Applicants - Not passing Equivalency																	0
Applicants - Withdrew and/or canceled applying																	0
Total Applications Submitted to the Search Committee			2		2		1	1	1	1					1	1	8
Applicants Not Selected for Interview			2		2		1	1	1	1					1	1	8
Applicants Selected for Interview																	0
Applicant(s) Withdrew, Declined Interview, and/or Declined Position					1										1		2
Applicant(s) Not Recommended for Final Interview			2				1									1	4
Applicant(s) Recommended for Final Interview					1			1	1								2
Applicant(s) Withdrew, Declined Interview, and/or Declined Position					1												1
Applicant(s) Selected for the Position(s)																	0
Disabled																	2
Veteran																	1
Gay or Lesbian					1												1

NO SELECTION -
JOB RE-ISSUED

AA: African American; AP: Asian/Pacific Islander; CA: Caucasian; FI: Filipino; HI: Hispanic; NA: Native American; OT: Other; ND: Not Disclosed;
 M: Male; F: Female; ND/O: Not Disclosed or Other

ADMINISTRATIVE POSITIONS
 APPLICANT STATUS SCREENING REPORT
 FALL 2013 - SPRING 2014

Associate Dean Human Resources

Posting #0140001

	AA		AP		CA		FI		HI		NA		OT		ND		TOTAL	
	M	F	M	F	M	F	M	F	M	F	M	F	M	F	M	F		
	IND/O	IND/O	IND/O	IND/O	IND/O	IND/O	IND/O	IND/O	IND/O	IND/O	IND/O	IND/O	IND/O	IND/O	IND/O	IND/O		
APPLICANT STATUS																		
Total Applications Received	3	2	1	5	3				3					1			2	21
Applicants Not Meeting Minimum Qualifications				1														1
Applicants - Incomplete Application Materials at Job Posting Deadline				2					3									6
Applicants - Not passing Equivalency				1														1
Applicants - Withdrew and/or canceled applying	1																	1
Total Applications Submitted to the Search Committee	3	1	1	4	4									1			1	12
Applicants Not Selected for Interview	3		1	2										1				8
Applicants Selected for Interview	1			2												1		4
Applicant(s) Withdrew, Declined Interview, and/or Declined Position																		0
Applicant(s) Not Recommended for Final Interview				1														2
Applicant(s) Recommended for Final Interview	1			1														2
Applicant(s) Withdrew, Declined Interview, and/or Declined Position																		0
Applicant(s) Selected for the Position(s)																		0
Disabled																		1
Veteran																		2
Gay or Lesbian										1								2
NO SELECTION																		

AMENDED AND RE-ISSUED

AA: African American; AP: Asian/Pacific Islander; CA: Caucasian; FI: Filipino; HI: Hispanic; NA: Native American; OT: Other; ND: Not Disclosed;
 M: Male; F: Female; ND/O: Not Disclosed or Other

ADMINISTRATIVE POSITIONS
 APPLICANT STATUS SCREENING REPORT
 FALL 2013 - SPRING 2014

ACADEMIC AFFAIRS' DIVISION

Dean - John Adams & Civic Centers
 Posting #0130094

	AA		AP		CA		FI		HI		NA		OT		ND		TOTAL	
	M	F	M	F	M	F	M	F	M	F	M	F	M	F	M	F		ND
APPLICANT STATUS																		
Total Applications Received	9	3	1	2	9	8	1	1	3	2					3	1	4	47
Applicants Not Meeting Minimum Qualifications	1				1													2
Applicants - Incomplete Application Materials at Job Posting Deadline					1	1									1			3
Applicants - Not passing Equivalency																		0
Applicants - Withdrew and/or canceled applying																		0
Total Applications Submitted to the Search Committee	8	3	1	2	8	6	1	1	3	2				2	1	4	42	
Applicants Not Selected for Interview	8	2		2	6	6	1	1	3	2				2	1	4	38	
Applicants Selected for Interview	1	1	1		2												4	
Applicant(s) Withdrew, Declined Interview, and/or Declined Position	1				1												2	
Applicant(s) Not Recommended for Final Interview					1												1	
Applicant(s) Withdrew, Declined Interview, and/or Declined Position																	0	
Applicant(s) Recommended for Final Interview			1														1	
Applicant(s) Withdrew, Declined Interview, and/or Declined Position																	0	
Applicant(s) Selected for the Position(s)			1														1	
	AA		AP		CA		FI		HI		NA		OT		ND			
	M	F	M	F	M	F	M	F	M	F	M	F	M	F	M	F	ND	TOTAL
Disabled								1										2
Veteran	1																	2
Gay or Lesbian	3				1										1			5

AA: African American; AP: Asian/Pacific Islander; CA: Caucasian; FI: Filipino; HI: Hispanic; NA: Native American; OT: Other; ND: Not Disclosed;
 M: Male; F: Female; ND/O: Not Disclosed or Other

ADMINISTRATIVE POSITIONS
 APPLICANT STATUS SCREENING REPORT
 FALL 2013 - SPRING 2014

Dean - Mission Center
 Posting #0130080

APPLICANT STATUS	AA		AP		CA		FI		HI		NA		OT		ND		TOTAL
	M	F	M	F	M	F	M	F	M	F	M	F	M	F	M	F	
	1	1	1	1	1	1	1	1	1	1	1	1	1	1	1	1	
Total Applications Received	11	4	1	1	9	3	1	1	10	2			4	2	4	4	52
Applicants Not Meeting Minimum Qualifications	1				2	1			1						1		6
Applicants - Incomplete Application Materials at Job Posting Deadline	1				1				2	2			1				7
Applicants - Not passing Equivalency																	39
Applicants - Withdrew and/or canceled applying																	0
Total Applications Submitted to the Search Committee	9	4	1	1	6	2	1	1	7				3	2	3	3	39
Applicants Not Selected for Interview																	0
Applicants Selected for Interview																	0
Applicant(s) Withdrew, Declined Interview, and/or Declined Position																	0
Applicant(s) Not Recommended for Final Interview																	0
Applicant(s) Recommended for Final Interview																	0
Applicant(s) Withdrew, Declined Interview, and/or Declined Position																	0
Applicant(s) Selected for the Position(s)																	0
	AA		AP		CA		FI		HI		NA		OT		ND		
	M	F	M	F	M	F	M	F	M	F	M	F	M	F	M	F	TOTAL
Disabled	1				1				1								4
Veteran	2								2								4
Gay or Lesbian																	0

PROCESS CANCELLED

AA: African American; AP: Asian/Pacific Islander; CA: Caucasian; FI: Filipino; HI: Hispanic; NA: Native American; OT: Other; ND: Not Disclosed;
 M: Male; F: Female; ND/O: Not Disclosed or Other

ADMINISTRATIVE POSITIONS
 APPLICANT STATUS SCREENING REPORT
 FALL 2013 - SPRING 2014

Dean - School of Business, Technology,
 Fashion & Hospitality
 Posting #0130081

	APPLICANT STATUS																							
	AA		AP		CA		FI		HI		NA		OT		ND		TOTAL							
	M	F	M	F	M	F	M	F	M	F	M	F	M	F	M	F		ND						
Total Applications Received	3	4			11	4											2	1	3	28				
Applicants Not Meeting Minimum Qualifications	1																		1	2				
Applicants - Incomplete Application Materials at Job Posting Deadline				1																1				
Applicants - Not passing Equivalency																		1		1				
Applicants - Withdrew and/or canceled applying																				0				
Total Applications Submitted to the Search Committee	3	3			11	3									2	2	2	2	2	24				
Applicants Not Selected for Interview	2	1			9	2									2	2	2	2	2	18				
Applicants Selected for Interview	1	2			2	1														6				
Applicant(s) Withdrew, Declined Interview, and/or Declined Position																				0				
Applicant(s) Not Recommended for Final Interview	1				2	1														4				
Applicant(s) Withdrew, Declined Interview, and/or Declined Position																				0				
Applicant(s) Recommended for Final Interview	2																			2				
Applicant(s) Selected for the Position(s)	1																			1				
Disabled																				2				
Veteran																				0				
Gay or Lesbian																				0				

AA: African American; AP: Asian/Pacific Islander; CA: Caucasian; FI: Filipino; HI: Hispanic; NA: Native American; OT: Other; ND: Not Disclosed;
 M: Male; F: Female; ND/O: Not Disclosed or Other

ADMINISTRATIVE POSITIONS
 APPLICANT STATUS SCREENING REPORT
 FALL 2013 - SPRING 2014

Dean - School of ESL, International Education
 & Transitional Studies
 Posting #0130082

	APPLICANT STATUS																							
	AA		AP		CA		FI		HI		NA		OT		ND		TOTAL							
	M	F	M	F	M	F	M	F	M	F	M	F	M	F	M	F		ND						
Total Applications Received	7	3	4	1	7	4			1	1	1		1	2	3	1	3	39						
Applicants Not Meeting Minimum Qualifications	6		1		1	3							1		2		2	16						
Applicants - Incomplete Application Materials at Job Posting Deadline	1	3	2		2	1					1							10						
Applicants - Not passing Equivalency																		0						
Applicants - Withdrew and/or canceled applying				1	2													3						
Total Applications Submitted to the Search Committee			1		2				1	1			1	1	1	1	1	10						
Applicants Not Selected for Interview					2				1	1								5						
Applicants Selected for Interview			1								1		1		1	1	1	5						
Applicant(s) Withdrew, Declined Interview, and/or Declined Position			1												1	1		3						
Applicant(s) Not Recommended for Final Interview																		0						
Applicant(s) Recommended for Final Interview																		0						
Applicant(s) Withdrew, Declined Interview, and/or Declined Position																		0						
Applicant(s) Selected for the Position(s)																		0						
Disabled	2																	3						
Veteran	1				2				1									4						
Gay or Lesbian			1		1								1		1			4						

PROCESS CANCELLED - RE-ISSUED & AMENDED

AA: African American; AP: Asian/Pacific Islander; CA: Caucasian; FI: Filipino; HI: Hispanic; NA: Native American; OT: Other; ND: Not Disclosed;
 M: Male; F: Female; ND/O: Not Disclosed or Other

ADMINISTRATIVE POSITIONS
 APPLICANT STATUS SCREENING REPORT
 FALL 2013 - SPRING 2014

**Associate Vice Chancellor - Workforce & Economic Development
 & Educational Centers**
 Posting #0130161

		APPLICANT STATUS																		TOTAL		
		AA		AP		CA		FI		HI		NA		OT		ND						
M	F	ND	M	F	ND	M	F	ND	M	F	ND	M	F	ND	M	F	ND	M	F	ND	TOTAL	
5	3			3	2					1	1				1	1					18	
4	2			1											1						10	
	1			1																	2	
					1																1	
																					0	
1				1	1					1					1						5	
1				1											1						3	
					1					1											2	
															1						1	
																					0	
					1																1	
																					0	
																					0	
AA		AP		CA		FI		HI		NA		OT		ND		TOTAL						
M	F	ND	M	F	ND	M	F	ND	M	F	ND	M	F	ND	M	F	ND	M	F	ND	TOTAL	
																						0
1				1											1						3	
									1												1	

PROCESS CANCELLED

AA: African American; AP: Asian/Pacific Islander; CA: Caucasian; FI: Filipino; HI: Hispanic; NA: Native American; OT: Other; ND: Not Disclosed;
 M: Male; F: Female; ND/O: Not Disclosed or Other

ADMINISTRATIVE POSITIONS
 APPLICANT STATUS SCREENING REPORT
 FALL 2013 - SPRING 2014

Associate Dean Instructional Support Services
 Posting #0130098

	APPLICANT STATUS																							
	AA		AP		CA		FI		HI		NA		OT		ND		TOTAL							
	M	F	M	F	M	F	M	F	M	F	M	F	M	F	M	F		ND						
Total Applications Received	6	5	5	1	9	15			1	1			2	1	4	2	3	55						
Applicants Not Meeting Minimum Qualifications																		0						
Applicants - Incomplete Application Materials at Job Posting Deadline	2	3	3		2	5			1								2	18						
Applicants - Not passing Equivalency																		0						
Applicants - Withdrew and/or canceled applying			1															1						
Total Applications Submitted to the Search Committee	2	2	1	1	7	10			1				2	1	4	2	3	36						
Applicants Not Selected for Interview	2	2			5	7			1				1	1	3	2	2	26						
Applicants Selected for Interview			1	1	2	3							1		1		1	10						
Applicant(s) Withdrew or Declined Interview																		0						
Applicant(s) Not Recommended for Final Interview																		0						
Applicant(s) Recommended for Final Interview																		0						
Applicant(s) Withdrew, Declined Interview, and/or Declined Position																		0						
Applicant(s) Selected for the Position(s)																		0						
Disabled																		0						
Veteran	2				1													3						
Gay or Lesbian	1	1	1		1				1									5						

PROCESS CANCELLED

AA: African American; AP: Asian/Pacific Islander; CA: Caucasian; FI: Filipino; HI: Hispanic; NA: Native American; OT: Other; ND: Not Disclosed;
 M: Male; F: Female; ND/O: Not Disclosed or Other

ADMINISTRATIVE POSITIONS
 APPLICANT STATUS SCREENING REPORT
 FALL 2013 - SPRING 2014

STUDENT DEVELOPMENT DIVISION

Director of Financial Aid Services & Scholarship
 Posting #0130029

	APPLICANT STATUS																								TOTAL
	AA		AP		CA		FI		HI		NA		OT		ND		TOTAL								
	M	F	M	F	M	F	M	F	M	F	M	F	M	F	M	F		ND							
Total Applications Received	1	1	1	1	3	1	1	1	1	1							1	2	2	14					
Applicants Not Meeting Minimum Qualifications																				1					
Applicants - Incomplete Application Materials at Job Posting Deadline	1				1	1											1	1		5					
Applicants - Not passing Equivalency																				0					
Applicants - Withdrew and/or canceled applying																				0					
Total Applications Submitted to the Search Committee	1				2	1	1	1	1	1							2	2		7					
Applicants Not Selected for Interview																				0					
Applicants Selected for Interview					2	1	1	1	1	1							1	2		7					
Applicant(s) Withdrew, Declined Interview, and/or Declined Position	1								1	1									1	3					
Applicant(s) Not Recommended for Final Interview					2	1											1	1		5					
Applicant(s) Recommended for Final Interview																				0					
Applicant(s) Withdrew, Declined Interview, and/or Declined Position																				0					
Applicant(s) Selected for the Position(s)																				0					
Disabled																				1					
Veteran																				0					
Gay or Lesbian					1															2					

PROCESS CANCELLED

AA: African American; AP: Asian/Pacific Islander; CA: Caucasian; FI: Filipino; HI: Hispanic; NA: Native American; OT: Other; ND: Not Disclosed;
 M: Male; F: Female; ND/O: Not Disclosed or Other

ADMINISTRATIVE POSITIONS
 APPLICANT STATUS SCREENING REPORT
 FALL 2013 - SPRING 2014

Director of Student Health
 Posting #0130047

	APPLICANT STATUS																								
	AA		AP		CA		FI		HI		NA		OT		ND		TOTAL								
	M	F	M	F	M	F	M	F	M	F	M	F	M	F	M	F		ND							
Total Applications Received	3	1	2	1	2	4	2	2	1	1	1	1	1	1	2	1	2	1							20
Applicants Not Meeting Minimum Qualifications	2	1			1				1																5
Applicants - Incomplete Application Materials at Job Posting Deadline	1		2	1	2	2	2	2			1						2	1							14
Applicants - Not passing Equivalency																									0
Applicants - Withdrew and/or canceled applying																									0
Total Applications Submitted to the Search Committee					1																				1
Applicants Not Selected for Interview																									0
Applicants Selected for Interview					1																				1
Applicant(s) Withdrew, Declined Interview, and/or Declined Position																									0
Applicant(s) Not Recommended for Final Interview																									0
Applicant(s) Recommended for Final Interview					1																				1
Applicant(s) Withdrew, Declined Interview, and/or Declined Position																									0
Applicant(s) Selected for the Position(s)					1																				1
Disabled																									1
Veteran																									0
Gay or Lesbian																									2

AA: African American; AP: Asian/Pacific Islander; CA: Caucasian; FI: Filipino; HI: Hispanic; NA: Native American; OT: Other; ND: Not Disclosed;
 M: Male; F: Female; ND/O: Not Disclosed or Other

ADMINISTRATIVE POSITIONS
 APPLICANT STATUS SCREENING REPORT
 FALL 2013 - SPRING 2014

Dean, Matriculation & Counseling Services
 Posting #0130083

	AA		AP		CA		FI		HI		NA		OT		ND		TOTAL	
	M	F	M	F	M	F	M	F	M	F	M	F	M	F	M	F		ND
APPLICANT STATUS																		
Total Applications Received	10	2	1	2	1	5								1	1	1		24
Applicants Not Meeting Minimum Qualifications																		0
Applicants - Incomplete Application Materials at Job Posting Deadline			1			1												2
Applicants - Not passing Equivalency																		0
Applicants - Withdrew and/or canceled applying																		0
Total Applications Submitted to the Search Committee	10	2		2	1	4								1	1	1		22
Applicants Not Selected for Interview	9	2		2	2	2								1	1	1		18
Applicants Selected for Interview	1				1	2												4
Applicant(s) Withdrew, Declined Interview, and/or Declined Position	1																	1
Applicant(s) Not Recommended for Final Interview					1													1
Applicant(s) Recommended for Final Interview						2												2
Applicant(s) Withdrew, Declined Interview, and/or Declined Position																		0
Applicant(s) Selected for the Position(s)						1												1
Demographics																		
Disabled																		4
Veteran	1					1												2
Gay or Lesbian	1	1		1		1				1								4

AA: African American; AP: Asian/Pacific Islander; CA: Caucasian; FI: Filipino; HI: Hispanic; NA: Native American; OT: Other; ND: Not Disclosed;
 M: Male; F: Female; ND/O: Not Disclosed or Other

ADMINISTRATIVE POSITIONS
 APPLICANT STATUS SCREENING REPORT
 FALL 2013 - SPRING 2014

Interim Dean, Matriculation & Counseling Services

Posting #0130165 (District applicants only)

	AA		AP		CA		FI		HI		NA		OT		ND		TOTAL	
	M	F	M	F	M	F	M	F	M	F	M	F	M	F	M	F		ND
APPLICANT STATUS																		
Total Applications Received	1		1											1				3
Applicants Not Meeting Minimum Qualifications																		0
Applicants - Incomplete Application Materials at Job Posting Deadline																		0
Applicants - Not passing Equivalency																		0
Applicants - Withdrew and/or canceled applying																		0
Total Applications Submitted to the Search Committee	1		1											1				3
Applicants Not Selected for Interview																		0
Applicants Selected for Interview	1		1											1				3
Applicant(s) Withdrew, Declined Interview, and/or Declined Position																		0
Applicant(s) Not Recommended for Final Interview																		0
Applicant(s) Recommended for Final Interview														1				1
Applicant(s) Withdrew, Declined Interview, and/or Declined Position																		0
Applicant(s) Selected for the Position(s)														1				1
Demographics																		
Disabled																		0
Veteran																		0
Gay or Lesbian																		0

AA: African American; AP: Asian/Pacific Islander; CA: Caucasian; FI: Filipino; HI: Hispanic; NA: Native American; OT: Other; ND: Not Disclosed;
 M: Male; F: Female; ND/O: Not Disclosed or Other

ADMINISTRATIVE POSITIONS
 APPLICANT STATUS SCREENING REPORT
 FALL 2013 - SPRING 2014

Associate Dean, Admissions & Outreach
 Posting #0130084

APPLICANT STATUS		AA		AP		CA		FI		HI		NA		OT		ND		TOTAL			
		M	F	M	F	M	F	M	F	M	F	M	F	M	F	M	F		ND	ND	
Total Applications Received		8	9	3	1	4	6	2	2	7	2				2			2	6	54	
Applicants Not Meeting Minimum Qualifications		1	2			1				1	1							1		7	
Applicants - Incomplete Application Materials at Job Posting Deadline		1	3			3	2	2	1										2	14	
Applicants - Not passing Equivalency		1																	1	1	
Applicants - Withdrew and/or canceled applying																				0	
Total Applications Submitted to the Search Committee		6	3	3	1	1	3	1	1	6	1				2			1	4	32	
Applicants Not Selected for Interview		6	3	2	1	1	3	1	1	5	1				2			1	4	30	
Applicants Selected for Interview				1						1									2	2	
Applicant(s) Withdrew, Declined Interview, and/or Declined Position																				0	
Applicant(s) Not Recommended for Final Interview																				0	
Applicant(s) Recommended for Final Interview				1						1										2	
Applicant(s) Withdrew, Declined Interview, and/or Declined Position																				0	
Applicant(s) Selected for the Position(s)				1																1	
		AA		AP		CA		FI		HI		NA		OT		ND		TOTAL			
		M	F	M	F	M	F	M	F	M	F	M	F	M	F	M	F	M	F	ND	ND
Disabled		1																			2
Veteran		1		1						3											5
Gay or Lesbian		1	1			1															3

AA: African American; AP: Asian/Pacific Islander; CA: Caucasian; FI: Filipino; HI: Hispanic; NA: Native American; OT: Other; ND: Not Disclosed;
 M: Male; F: Female; ND/O: Not Disclosed or Other

ADMINISTRATIVE POSITIONS
 APPLICANT STATUS SCREENING REPORT
 FALL 2013 - SPRING 2014

Dean, Student Affairs & Wellness

Posting #0130093

	APPLICANT STATUS												OT			ND			TOTAL	
	AA		AP		CA		FI		HI		NA		OT		ND		TOTAL			
	M	F	M	F	M	F	M	F	M	F	M	F	M	F	M	F				
Total Applications Received	14	4	2	2	10	2			9	2					2	2	3	2	5	55
Applicants Not Meeting Minimum Qualifications					1				1						1					3
Applicants - Incomplete Application Materials at Job Posting Deadline	3	2			6	2									1		1		4	19
Applicants - Not passing Equivalency																				0
Applicants - Withdrew and/or canceled applying																				0
Total Applications Submitted to the Search Committee	11	2	2	2	3				8	2							2	2	1	33
Applicants Not Selected for Interview	10	1	2	2	3				6	2							2	1	1	28
Applicants Selected for Interview	1	1							2									1		5
Applicant(s) Withdrew, Declined Interview, and/or Declined Position	1	1																1		3
Applicant(s) Not Recommended for Final Interview									1											1
Applicant(s) Recommended for Final Interview									1											1
Applicant(s) Withdrew, Declined Interview, and/or Declined Position																				0
Applicant(s) Selected for the Position(s)									1											1
	AA		AP		CA		FI		HI		NA		OT		ND					
	M	F	M	F	M	F	M	F	M	F	M	F	M	F	M	F	M	F		TOTAL
Disabled																				1
Veteran																				1
Gay or Lesbian	5				2															9

AA: African American; AP: Asian/Pacific Islander; CA: Caucasian; FI: Filipino; HI: Hispanic; NA: Native American; OT: Other; ND: Not Disclosed; M: Male; F: Female; ND/O: Not Disclosed or Other

ADMINISTRATIVE POSITIONS
 APPLICANT STATUS SCREENING REPORT
 FALL 2013 - SPRING 2014

Dean Financial Aid Services & Student Success Programs

Posting #0130149

APPLICANT STATUS		AA		AP		CA		FI		HI		NA		OT		ND		TOTAL	
		M	F	M	F	M	F	M	F	M	F	M	F	M	F	M	F		
Total Applications Received		6	1			1	1			1	2					1	1	14	
Applicants Not Meeting Minimum Qualifications						1										1		2	
Applicants - Incomplete Application Materials at Job Posting Deadline																	1	1	
Applicants - Not passing Equivalency																		0	
Applicants - Withdraw and/or canceled applying		1																1	
Total Applications Submitted to the Search Committee		5	1			1	1			1	2							10	
Applicants Not Selected for Interview		4								1								5	
Applicants Selected for Interview		1	1			1				2								5	
Applicant(s) Withdraw or Declined Interview		1								1								2	
Applicant(s) Not Recommended for Final Interview		1				1												2	
Applicant(s) Recommended for Final Interview										1								1	
Applicant(s) Withdraw, Declined Interview, and/or Declined Position																		0	
Applicant(s) Selected for the Position(s)										1								1	
Not finalized as of 3/28/14																			
Disabled																		0	
Veteran																		0	
Gay or Lesbian						1												1	

AA: African American; AP: Asian/Pacific Islander; CA: Caucasian; FI: Filipino; HI: Hispanic; NA: Native American; OT: Other; ND: Not Disclosed;
 M: Male; F: Female; ND/O: Not Disclosed or Other

ADMINISTRATIVE POSITIONS
 APPLICANT STATUS SCREENING REPORT
 FALL 2013 - SPRING 2014

Associate Dean Financial Aid Services & Student Success

Programs #0130148

APPLICANT STATUS		AA		AP		CA		FI		HI		NA		OT		ND		TOTAL	
		M	F	M	F	M	F	M	F	M	F	M	F	M	F	M	F		ND
Total Applications Received		8	2	2	3	2											1	1	19
Applicants Not Meeting Minimum Qualifications				1	2												1		4
Applicants - Incomplete Application Materials at Job Posting Deadline		3	2	1	1														7
Applicants - Not passing Equivalency						1													1
Applicants - Withdrew and/or canceled applying																			0
Total Applications Submitted to the Search Committee		5			1												1	7	7
Applicants Not Selected for Interview		1																	1
Applicants Selected for Interview		4			1												1	6	6
Applicant(s) Withdrew or Declined Interview		3																	3
Applicant(s) Not Recommended for Final Interview		1			1												1	3	3
Applicant(s) Recommended for Final Interview																			0
Applicant(s) Withdrew, Declined Interview, and/or Declined Position																			0
Applicant(s) Selected for the Position(s)																			0
Not finalized as of 3/28/14																			0
Disabled				1															1
Veteran		2																	2
Gay or Lesbian		1			1														2

PROCESSED CANCELLED **INTERIM APPOINTED**

AA: African American; AP: Asian/Pacific Islander; CA: Caucasian; FI: Filipino; HI: Hispanic; NA: Native American; OT: Other; ND: Not Disclosed;
 M: Male; F: Female; ND/O: Not Disclosed or Other

ADMINISTRATIVE POSITIONS
 APPLICANT STATUS SCREENING REPORT
 FALL 2013 - SPRING 2014

FINANCE & ADMINISTRATION DIVISION

Chief Information Technology Officer

Posting #0130103

	APPLICANT STATUS																							
	AA		AP		CA		FI		HI		NA		OT		ND		TOTAL							
	M	F	M	F	M	F	M	F	M	F	M	F	M	F	M	F		ND						
Total Applications Received	2		7		12		5								1		3		1		31			
Applicants Not Meeting Minimum Qualifications																					0			
Applicants - Incomplete Application Materials at Job Posting Deadline			3		5		3						1								13			
Applicants - Not passing Equivalency																					0			
Applicants - Withdrew and/or canceled applying																					0			
Total Applications Submitted to the Search Committee	2		4		7		2								2		2		1		18			
Applicants Not Selected for Interview	1		2		4		2												1		10			
Applicants Selected for Interview	1		2		3										2						8			
Applicant(s) Withdrew or Declined Interview			1		1																2			
Applicant(s) Not Recommended for Final Interview	1				1										2						4			
Applicant(s) Recommended for Final Interview			1		1																2			
Applicant(s) Withdrew, Declined Interview, and/or Declined Position																					0			
Applicant(s) Selected for the Position(s)					1																1			
Disabled																					1			
Veteran					1																3			
Gay or Lesbian					1																1			

AA: African American; AP: Asian/Pacific Islander; CA: Caucasian; FI: Filipino; HI: Hispanic; NA: Native American; OT: Other; ND: Not Disclosed;
 M: Male; F: Female; ND/O: Not Disclosed or Other

**SEARCH COMMITTEE COMPOSITION REPORTS
(FT Faculty & Administrative Job Postings)**

(FALL 2013 - SPRING 2014)

(Pages 45 – 47)

**SEARCH COMMITTEE MEMBERS BY ETHNICITY/GENDER
(Full-Time Faculty Positions for F13-SP14 - Tenure-Track & Long-Term Substitute)**

AA: African American; AP: Asian/Pacific Islander; CA: Caucasian; FI: Filipino; HI: Hispanic; NA: American Indian/Alaskan Native; OT: Other/Unknown
M: Male; F: Female; T: Tenure-Track; L: Long-Term Substitute; C: Categorically-Funded

Department/Position Title	Job #	AA		AP		CA		FI		HI		NA		OT		TOTAL
		M	F	M	F	M	F	M	F	M	F	M	F	M	F	
Biological Sciences	0110101			1		2	2									5
Library & Learning Resources Librarian	0110099	1				2				1						4
Mathematics	0110098			1		2	1									4
Nursing (LVN) and/or Certified Nursing Assistant Instructor	0130054		1	1		1				1						4
Nursing (RN) Medical-Surgical Instructor	0130033		1				2			1						4
SUB TOTAL		1	2	0	3	7	5	0	0	1	2	0	0	0	0	21
TOTAL		3		3		12		0		3		0		0		
% of the Total Members Served		14.3%		14.3%		57.1%		0.0%		14.3%		0.0%		0.0%		100%

Note: Percentages may not be exact due to rounding.

SEARCH COMMITTEE MEMBERS BY ETHNICITY/GENDER

(Administrative Positions FY 13-14)

AA: African American; AP: Asian/Pacific Islander; CA: Caucasian; FI: Filipino; HI: Hispanic; NA: American Indian/Alaskan Native; OT: Other/Unknown
 M: Male; F: Female; T: Tenure-Track; L: Long-Term Substitute; C: Categorically-Funded

Department/Position Title	Job #	AA		AP		CA		FI		HI		NA		OT/UN		TOTAL
		M	F	M	F	M	F	M	F	M	F	M	F	M	F	
CHANCELLOR'S DIVISION																
Vice Chancellor Academic Affairs	0130065	1	2		1		1					1				7
Vice Chancellor Finance & Administration	0130105		2			1										3
Director Communications & Marketing (student [F H] not able to attend interviews)	0130072			1		2	2							1		6
General Counsel	0130077		3			3										6
Dean Employee Relations	0130117		1							2				1		4
Associate Dean Human Resources process cancelled	0130106		1		3	1					1					6
Associate Dean Human Resources process cancelled	0140001		1		3	1					1					6
ACADEMIC AFFAIRS DIVISION																
Dean John Adams & Civic Centers (RE-OPENED/RE-ISSUED)	0130094	1	1	1	1	1	1									6
Dean Mission Center (RE-OPENED/RE-ISSUED)	0130080				2		1			2	2					7
Dean - School of Business, Technology, Fashion & Hospitality (RE-OPENED/RE-ISSUED)	0130081	2	1		1	1	2									7
Dean - School of ESL, International Education & Transitional Studies (RE-OPENED/RE-ISSUED)	0130082	1	1		3	2										7
Associate Vice Chancellor Workforce (process cancelled)	0130161	1			2		2							2		7
Associate Dean Instructional Support Services process cancelled	0130098		1		1	1	2			2						7

SEARCH COMMITTEE MEMBERS BY ETHNICITY/GENDER

(Administrative Positions FY 13-14)

AA: African American; AP: Asian/Pacific Islander; CA: Caucasian; FI: Filipino; HI: Hispanic; NA: American Indian/Alaskan Native; OT: Other/Unknown
 M: Male; F: Female; T: Tenure-Track; L: Long-Term Substitute; C: Categorically-Funded

Department/Position Title	Job #	AA		AP		CA		FI		HI		NA		OT/UN		TOTAL
		M	F	M	F	M	F	M	F	M	F	M	F	M	F	
STUDENT DEVELOPMENT DIVISION																
Director of Financial Aid Services & Scholarship (process cancelled)	0130029			1		1	2			1	3					8
Director Student Health	0130047		2			1	3			1						7
Dean Matriculation & Counseling	0130083		2			2				1	1			1		7
Interim Dean Matriculation & Counseling	0130165		2								1					3
Associate Dean, Admissions & Outreach (RE-OPENED/RE-ISSUED, AMENDED)	0130084		2		1	2	1	1								7
Dean Student Affairs & Wellness	0130093	1	2		1		1				1				1	7
Dean Financial Aid Services & Student Success Programs	0130149		1		1			1		2	1				1	7
Associate Dean Financial Aid Services & Student Success Prgrms (Process Cancelled)	0130148				3					1	1				1	6
FINANCE & ADMINISTRATION DIVISION																
Chief Information Technology Officer	0130103			2		5	2									9
SUB TOTAL		7	25	7	21	22	21	2	1	10	16	1	0	1	6	140
TOTAL		32		28		43		3		26		1		7		
% of the Total Members Served		22.9%		20.0%		30.7%		2.1%		18.6%		0.7%		5.0%		100%

EMPLOYEE DATA REPORT

(FALL 2013)

The *Employee Data Report: F13* contains statistics on the number of employees sorted by employee type, gender, and ethnicity and is provided to the State Chancellor's Office by the District's IT and Research & Planning Departments.

(Pages 48 - 61)

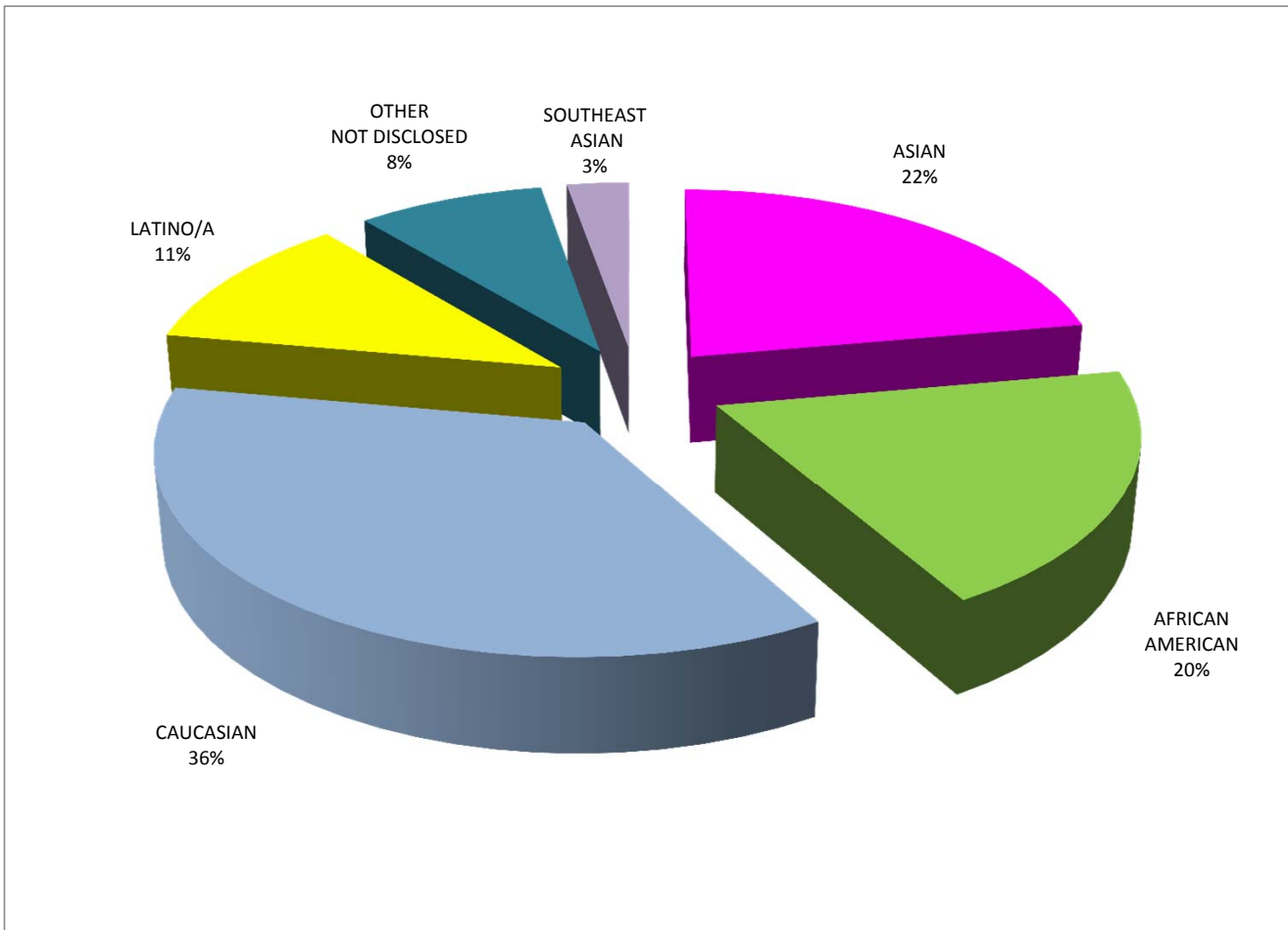
ADMINISTRATORS

(Fall 2013 Staff Data)

ETHNIC / GENDER / AFFIRMATIVE ACTION DATA

	AFRICAN AMERICAN		ASIAN		CAUCASIAN		FILIPINO		LATINO/A		NATIVE AMERICAN		OTHER/NOT DISCLOSED		PACIFIC ISLANDER		SOUTHEAST ASIAN		TOTAL FILLED POSITIONS	
	#	PCT.	#	PCT.	#	PCT.	#	PCT.	#	PCT.	#	PCT.	#	PCT.	#	PCT.	#	PCT.	#	PCT.
FEMALE	4	11%	3	8%	4	11%	0	0%	2	6%	0	0%	3	8%	0	0%	1	3%	17	47%
MALE	3	8%	5	14%	9	25%	0	0%	2	6%	0	0%	0	0%	0	0%	0	0%	19	53%
TOTAL	7	19%	8	22%	13	36%	0	0%	4	11%	0	0%	3	8%	0	0%	1	3%	36	100%
DISABLED	0	0%	0	0%	0	0%	0	0%	0	0%	0	0%	1	3%	0	0%	0	0%	1	3%
VETERAN	0	0%	0	0%	0	0%	0	0%	0	0%	0	0%	0	0%	0	0%	0	0%	0	0%
GAY/LESBIAN	0	0%	0	0%	1	3%	0	0%	2	6%	0	0%	0	0%	0	0%	0	0%	3	8%

Note: Percentages may not be exact due to rounding.



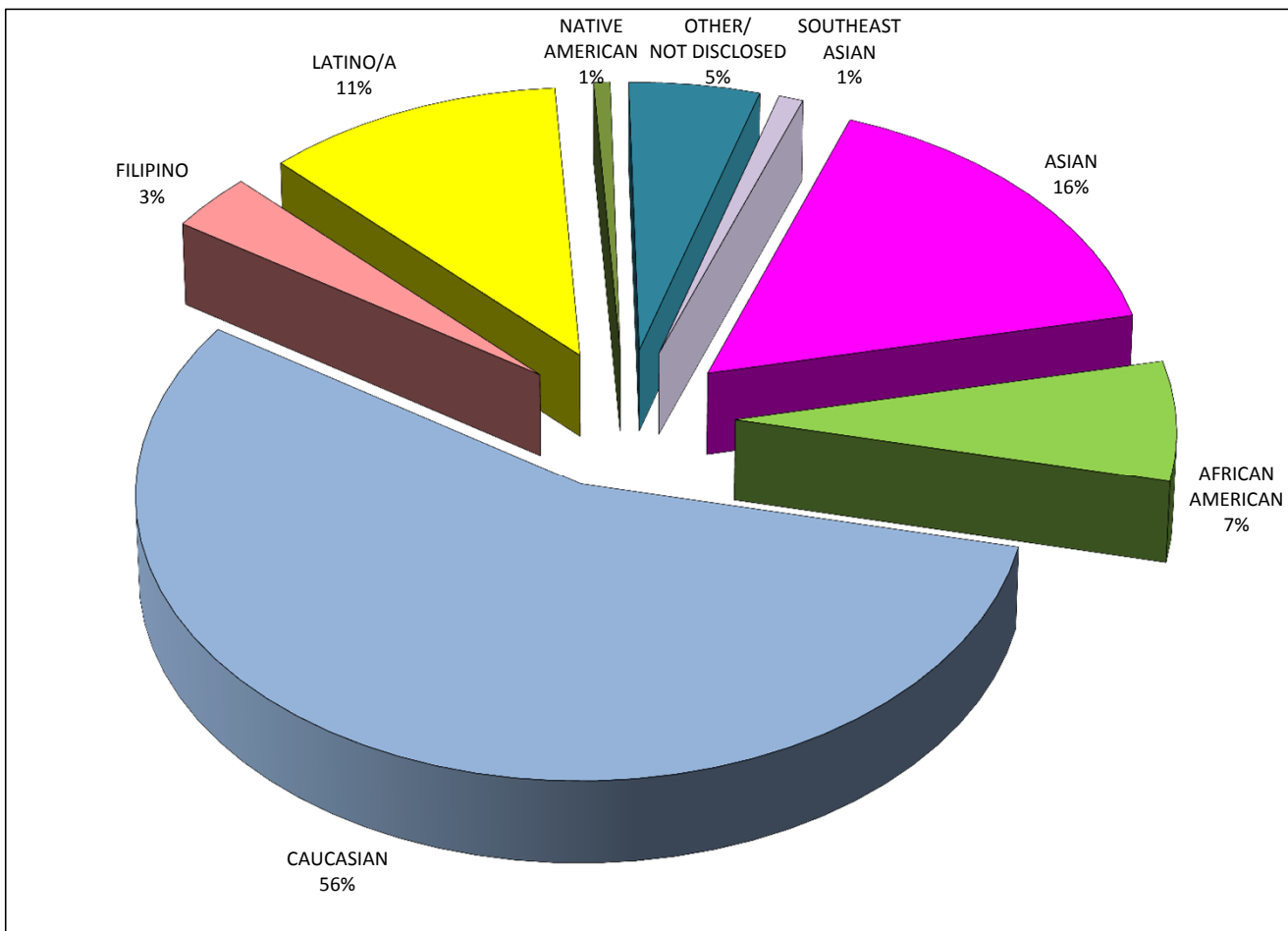
FULL-TIME FACULTY

(Fall 2013 Staff Data)

ETHNIC / GENDER / AFFIRMATIVE ACTION DATA

	AFRICAN AMERICAN		ASIAN		CAUCASIAN		FILIPINO		LATINO/A		NATIVE AMERICAN		OTHER/ UNKNOWN		PACIFIC ISLANDER		SOUTHEAST ASIAN		TOTAL FILLED POSITIONS	
	#	PCT.	#	PCT.	#	PCT.	#	PCT.	#	PCT.	#	PCT.	#	PCT.	#	PCT.	#	PCT.	#	PCT.
FEMALE	25	4%	62	10%	221	34%	14	2%	38	6%	2	0%	22	3%	0	0%	4	1%	388	61%
MALE	19	3%	41	6%	136	21%	7	1%	35	5%	2	0%	10	2%	1	0%	2	0%	253	39%
TOTAL	44	7%	103	16%	357	56%	21	3%	73	11%	4	1%	32	5%	1	0%	6	1%	641	100%
DISABLED	3	0%	1	0%	22	3%	0	0%	3	0%	0	0%	3	0%	0	0%	0	0%	32	5%
VETERAN	3	0%	2	0%	5	1%	0	0%	4	1%	0	0%	0	0%	0	0%	0	0%	14	2%
GAY/LESBIAN	1	0%	1	0%	53	8%	2	0%	2	0%	0	0%	3	0%	0	0%	1	0%	63	10%

Note: Percentages may not be exact due to rounding.



FULL-TIME FACULTY

Fall Semester 2013 - Employee Data *

Department / Program	Ethnic/Gender																		Total
	African American		Asian		Caucasian		Filipino		Latino/a		Native American		Other/Not Disclosed		Pacific Island		Southeast		
	Male	Female	Male	Female	Male	Female	Male	Female	Male	Female	Male	Female	Male	Female	Male	Female	Male	Female	
Admin of Justice/Fire Science									1										1
African Am Scholastic Pgm	1	2								1									4
African-American Studies	1																		1
Aircraft Maintenance						1													1
Architecture			1				1		1										3
Art			2	1	2	8			2	1									16
Articulation						1													1
Asian Amer Pacific Student Success			1	1				1										1	4
Asian American Studies				1															1
Astronomy			1		1	1													3
Automotive					2	2					1								5
Behavioral Sciences			1	4	3	2		1	1					1					13
Biological Sciences			1	1	7	8			2	1								1	21
Broadcast Electronic Media Arts	1				1	3													5
Business-Credit	2	2	3	1	4	7		1	2	1				1				1	25
Business-NC	2	2		1	1	2			1										9
Calworks		1																	1
Chemistry			4	1	4	4													13
Child Development & Family Studies		2		3		3			1	2				1					12
Cinema						3													3
Computer Networking and Information					4	2				1									7
Computer Science	1				6	1								1					9
Consumer Education				2															2
Continuing Student Counseling		2			2	1		2	3	2		1		2					15
Culinary Arts & Hospitality	1	1	1	1	6	3													13
Dental Assisting				1															1
Diagnostic Medical Imaging					1	1													2
Disabled Students Program			1	1		5				1									8
Earth Sciences					2	2													4
Eco Dev					1														1
Education Technology Office					1	1													2
Engineering & Technology			1		4	2			1										8
English	1	2	1		15	25		1	2	2			1	5					55
Environmental Hort. & Floristry			1		1	2					1								5
EOPS			2							1									3
ESL	1	2	3	19	21	61	3	1	1	3			1	7				1	124
Fashion						2													2
Financial Aid Office							1			1									2
Foreign Languages			1	5	2	2			1	4									15
Graphic Communications			1		2	3													6
Health Care Tech						6													6
Health Education		1			1	4			1	1				1					9
Institute for International Student						1													1
Interdisciplinary Studies (IDST)						1													1
International Student Counseling		1																	1
Journalism									1										1
Labor & Community Studies					1														1
Latin American and Latino/a Studies									2										2
Latino Services Network									1	2									3
Learning Assistance Programs					1	3													4
LGBT Studies						1													1
Library	1	1	3	1	1	3			2	1				1					14

FULL-TIME FACULTY

Fall Semester 2013 - Employee Data *

Department / Program	Ethnic/Gender																		Total
	African American		Asian		Caucasian		Filipino		Latino/a		Native American		Other/Not Disclosed		Pacific Island		Southeast		
	Male	Female	Male	Female	Male	Female	Male	Female	Male	Female	Male	Female	Male	Female	Male	Female	Male	Female	
Library Information Technology					1														1
Mathematics	1		3	4	12	8			3	1			2					1	35
Matriculation Office				1															1
Mentoring&Service-Learning							1												1
Music	1		1	1	5	2							1						11
New Student Counseling	1	1	1	5			1	1	3			1							14
Nursing - Licensed Vocational		2			1	5	1	5											14
Nursing-RN				1	2	6			4										13
Older Adults						1													1
Philippines Studies							1												1
Photography			1		1	1													3
Physical Education & Dance	1	1	4	2	6	3			2	1			1		1			1	23
Physics			1	2	4	1													8
Radiation Oncology Technology			1			1													2
Social Sciences	2	1			3	6			3	1			4						20
Speech Communication				1	1	2													4
Student Health				1		2													3
Theater Arts		1			2	1													4
Transfer Counseling													1						1
Transitional Studies	1				1	4			3		1								10
Women's Studies Program						1													1
SUB-TOTAL	19	25	41	62	136	221	7	14	35	38	2	2	10	22	1	0	2	4	641
TOTAL	44		103		357		21		73		4		32		1		6		
PERCENTAGE	7%		16%		56%		3%		11%		1%		5%		0%		1%		

*Employee count is based on raw data submitted to the State Chancellor's Office by CCSF ITS.

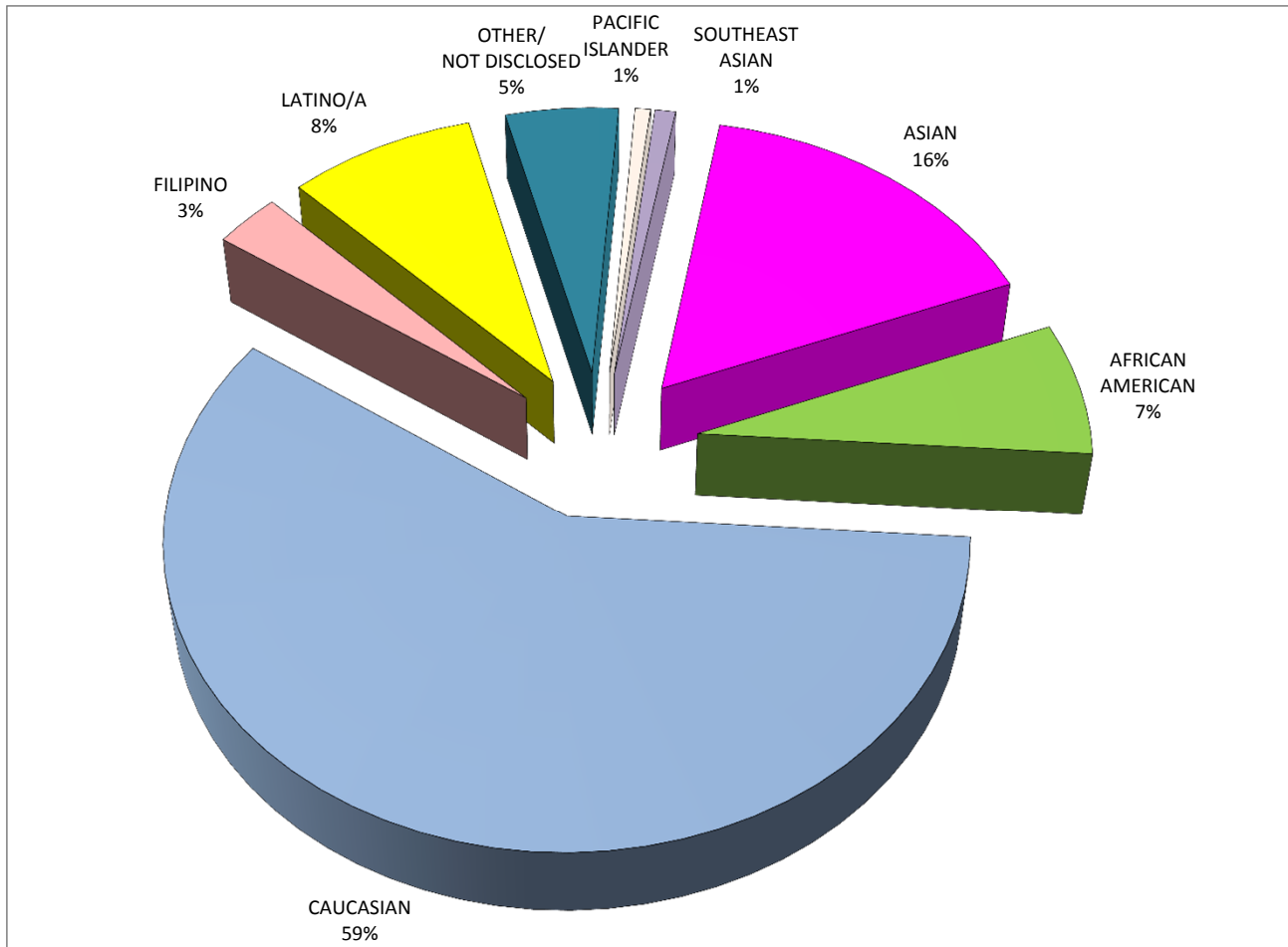
Note: Percentages may not be exact due to rounding.

PART-TIME FACULTY (Fall 2013 Staff Data)

ETHNIC / GENDER / AFFIRMATIVE ACTION DATA

	AFRICAN AMERICAN		ASIAN		CAUCASIAN		FILIPINO		LATINO/A		NATIVE AMERICAN		OTHER/NOT DISCLOSED		PACIFIC ISLANDER		SOUTHEAST ASIAN		TOTAL FILLED POSITIONS	
	#	PCT.	#	PCT.	#	PCT.	#	PCT.	#	PCT.	#	PCT.	#	PCT.	#	PCT.	#	PCT.	#	PCT.
FEMALE	37	4%	82	9%	275	32%	17	2%	32	4%	0	0%	27	3%	1	0%	3	0%	474	55%
MALE	25	3%	58	7%	233	27%	9	1%	41	5%	0	0%	17	2%	5	1%	5	1%	393	45%
TOTAL	62	7%	140	16%	508	59%	26	3%	73	8%	0	0%	44	5%	6	1%	8	1%	867	100%
DISABLED	1	0%	6	1%	15	2%	0	0%	2	0%	0	0%	3	0%	0	0%	0	0%	27	3%
VETERAN	2	0%	1	0%	19	2%	0	0%	2	0%	0	0%	2	0%	1	0%	0	0%	27	3%
GAY/LESBIAN	1	0%	2	0%	40	5%	2	0%	5	1%	0	0%	2	0%	0	0%	0	0%	52	6%

Note: Percentages may not be exact due to rounding.



PART-TIME FACULTY

Fall Semester 2013 - Employee Data *

Department / Program	Ethnic/Gender																		Total
	African American		Asian		Caucasian		Filipino		Latino/a		Native American		Other/Not Disclosed		Pacific Island		Southeast		
	Male	Female	Male	Female	Male	Female	Male	Female	Male	Female	Male	Female	Male	Female	Male	Female	Male	Female	
Admin of Justice/Fire Science			6	1	16	5	1		1					1		1			32
Administration Justice		1			1														2
Affirmative Action	1																		1
African Am Scholastic Pgm		1																	1
African-American Studies	1	1																	2
Aircraft Maintenance			2												1				3
Apprenticeship Program					6				2				2						10
Architecture	1		2	2	3	1			3	1									13
Art			1	1	4	13							2	1					22
Asian American Studies			1	2			1	1										1	6
Asian Studies				1															1
Astronomy					1	2													3
Automotive	1	1	2		7				5				1		1				18
Behavioral Sciences	1	1	2	1	3	5	1			1				1					16
Biological Sciences			2	1	3	6							1						13
Broadcast Electronic Media Arts					4	1								1					6
Business-Credit	1	1	2		8	6	1		2										21
Business-NC	3	5	4	3	7	4		2		4									32
Campuses						1		1											2
Career and Technical Education													1						1
Chemistry				1	2	1												1	5
Child Development & Family Studies		6	2	4	1	9		1		2			1					1	27
Cinema	1				5	7	1			1									15
Civic Center Campus	1																	1	2
Computer & Information Science					1														1
Computer Networking and Information	2	1	2	1	3	1	1												11
Computer Science					3	2													5
Concert/Lectures						1													1
Consumer Education		1		3		4													8
Continuing Education		1		1	4	2			2	1				1					12
Continuing Student Counseling				1					1	1									3
Contract Education					2	3				1				1					7
Culinary Arts & Hospitality		1			1	6													8
Dental Assisting						3													3
Diagnostic Medical Imaging	1				1	1													3
Disabled Students Program				2	4	7			1										14
Earth Sciences					3	2									1				6
Engineering & Technology	1		7	2	9	4			1					1					25
English	1	1	1		11	18		1	2	1			1	2		1			40
Environmental Hort. & Floristry				1	2	1													4
EOPS				1					2										3
ESL		1	7	10	20	29		1					2	5				1	77
Fashion		2			2	9													13
Fire Science Technology					1														1
Foreign Languages				9	6	11			2	1			1					1	31
Graphic Communications	1	1		1	5	5		1		1				1					16
Health Care Tech			2	2	12	12	1	1	1	1				1					33
Health Education		3	1	3	2	7	1	1		3				4					25
Institute for International Student						1				1									2
Instructional Computer Lab			1			1							1						3
Interdisciplinary Studies (IDST)			1	2	3	1			1					1	1				10
International Student Counseling								1											1

PART-TIME FACULTY

Fall Semester 2013 - Employee Data *

Department / Program	Ethnic/Gender																		Total
	African American		Asian		Caucasian		Filipino		Latino/a		Native American		Other/Not Disclosed		Pacific Island		Southeast		
	Male	Female	Male	Female	Male	Female	Male	Female	Male	Female	Male	Female	Male	Female	Male	Female	Male	Female	
Journalism					2	1													3
Labor & Community Studies					1	1			1										3
Language Center			1		1	3													5
Latin American and Latino/a Studies									3	3									6
Learning Assistance Programs						2													2
LGBT Studies					1	1		1											3
Library		1		2	1	1				1									6
Library Information Technology			1	1		1													3
Mathematics	1		3	4	16	4				2							1		31
Mission Campus						1													1
Music	2	1	1	1	5				2				1						13
New Student Counseling				1															1
Nursing - Licensed Vocational				3		2		2											7
Nursing-RN				3		8		2		1			1	1					16
Older Adults		1	1			9				1				2					14
Philippines Studies								1											1
Photography	1			1	5	8													15
Physical Education & Dance		2	1	3	13	15			2										36
Physics			1	1	4	2				1				1					10
Radiation Oncology Technology						1													1
Social Sciences		1		2	11	4	1		4	1			1	1					26
Speech Communication	1				3	5			1										10
Student Health	1			2	1	5				1									10
Theater Arts				1	1	1													3
Transitional Studies	2	2	1		2	7			2	1			1	1					19
Women's Studies Program				1		1													2
SUB-TOTAL	25	37	58	82	233	275	9	17	41	32	0	0	17	27	5	1	5	3	867
TOTAL	62		140		508		26		73		0		44		6		8		
PERCENTAGE	7%		16%		59%		3%		8%		0%		5%		1%		1%		

*Employee count is based on raw data submitted to the Stat Chancellor's Office by CCSF ITS.

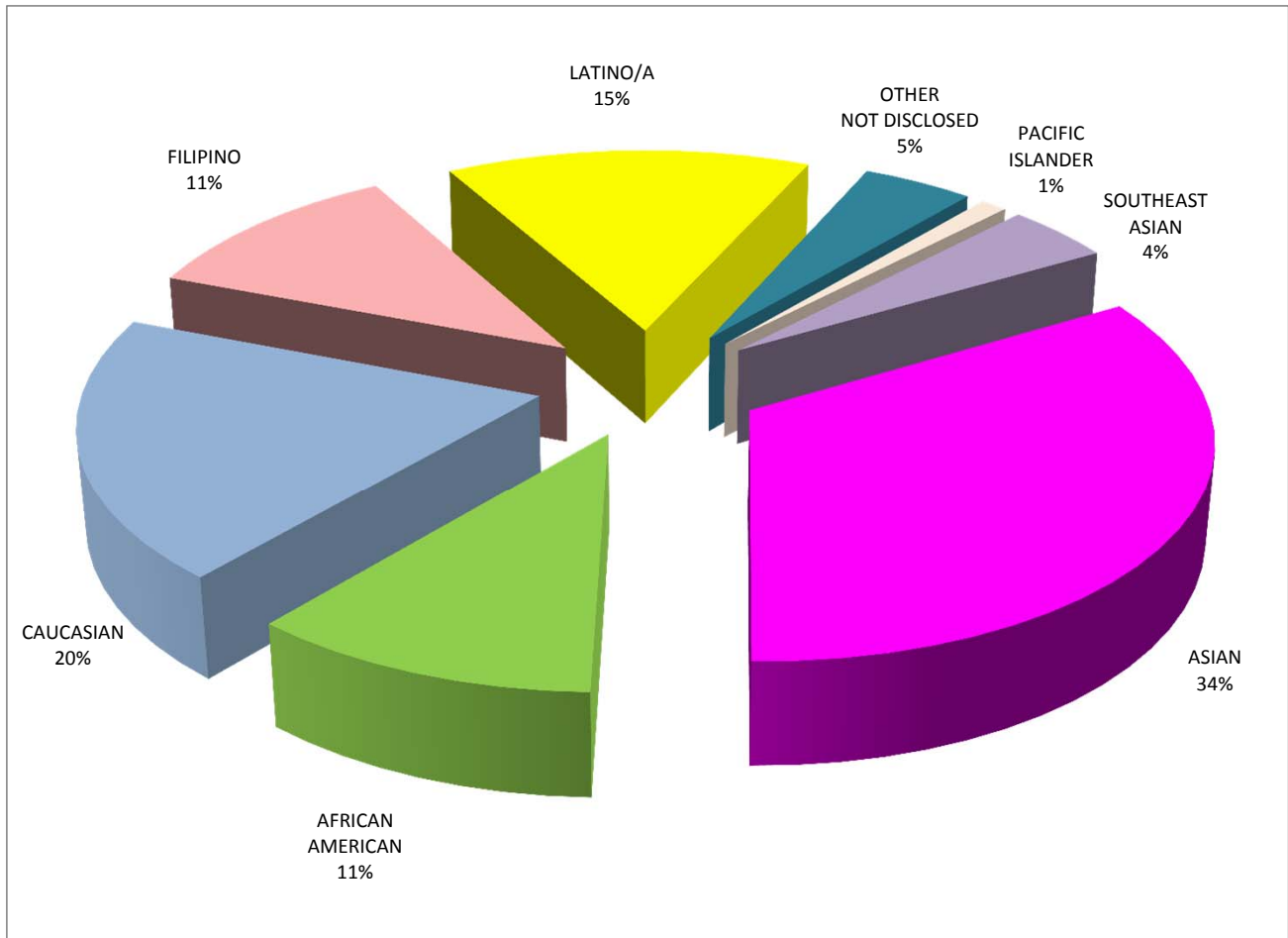
Note: Percentages may not be exact due to rounding.

FULL-TIME CLASSIFIED (Fall 2013 Staff Data)

ETHNIC / GENDER / AFFIRMATIVE ACTION DATA

	AFRICAN AMERICAN		ASIAN		CAUCASIAN		FILIPINO		LATINO/A		NATIVE AMERICAN		OTHER/NOT DISCLOSED		PACIFIC ISLANDER		SOUTHEAST ASIAN		TOTAL FILLED POSITIONS	
	#	PCT.	#	PCT.	#	PCT.	#	PCT.	#	PCT.	#	PCT.	#	PCT.	#	PCT.	#	PCT.	#	PCT.
FEMALE	38	7%	117	21%	46	8%	32	6%	45	8%	0	0%	18	3%	2	0%	12	2%	310	56%
MALE	22	4%	69	13%	62	11%	29	5%	37	7%	0	0%	7	1%	4	1%	12	2%	242	44%
TOTAL	60	11%	186	34%	108	20%	61	11%	82	15%	0	0%	25	5%	6	1%	24	4%	552	100%
DISABLED	4	1%	3	1%	7	1%	2	0%	5	1%	0	0%	2	0%	0	0%	1	0%	24	4%
VETERAN	2	0%	1	0%	4	1%	2	0%	0	0%	0	0%	0	0%	1	0%	1	0%	11	2%
GAY/LESBIAN	0	0%	1	0%	4	1%	1	0%	0	0%	0	0%	1	0%	0	0%	0	0%	7	1%

Note: Percentages may not be exact due to rounding.



FULL-TIME CLASSIFIED
Fall Semester 2013 - Employee Data *

Department / Program	Ethnic/Gender																		Total
	African American		Asian		Caucasian		Filipino		Latino/a		Native American		Other/Unknown		Pacific Island		Southeast		
	Male	Female	Male	Female	Male	Female	Male	Female	Male	Female	Male	Female	Male	Female	Male	Female	Male	Female	
A & R Dean's Office - Credit	1	3		2			2	1	2	2				1	1				15
Academic Admin - Chnatwn/NB				1															1
Academic Admin - John Adams				1			1												2
Accounting				1	1														2
Administrative Services - Regular	1		1	3					1	2								1	9
Admissions & Records		1	2	3	1	3		1						1				1	13
African Am Scholastic Pgm			1																1
Aircraft Maintenance	1																		1
Apprenticeship Program								1											1
Asian Amer Pacific Student Success								1											1
Associate Dean A (Non Credit)			1	6	2		2			2									13
Automotive							1									1			2
Biological Sciences			1	1		1													3
Broadcast Electronic Media Arts									1										1
Buildings & Grounds		1	7	2	13		3		3						1				30
Business-Credit	1																		1
Calworks							1												1
Campuses									1										1
Career and Technical Education				1				3											4
Chancellor's Office					1	1								1					3
Channel 75							1							1					2
Chemistry			1		1														2
Child Development & Family Studies		3		6		2		1		7				2			1	1	23
Cinema				1															1
Civic Center Campus				2															2
College Publications				3	1														4
College Services						1													1
Computer Science														1					1
Continuing Education			1		1														2
Continuing Student Counseling									1	2				1					4
Contract Education						1		1											2
Controller		1	1	3				2										1	9
Culinary Arts & Hospitality	1	1		5	1				1				1	1					11
Custodial Services	11	3	14	25	1	2	9	1	3	4							5	1	79
Dean's Office						1													1
Dean's Office - Applied Sciences							1												1
Disabled Students Program			2													1			3
Engineering & Technology				1															1
English		1			1	1													3
Environmental Hort. & Floristry						1													1
EOPS				2		1				1									4
ESL				1															1
F/A - Scholarship					1		1		1										3
Facilities Planning			2	1															3
Financial Aid Office		1		4	3	3	1	3	1	3				1			1	1	22
Foreign Languages														1					1
Foreign Students/Internat Students				2															2
GED/Assessment Center									1										1
General Counsel Office								1											1
Government Relations				1															1
Grant Fiscal Services			1	3				1											5
Graphic Communications					1		1		1					1					4
Health Care Tech																		1	1
Health Education				1															1
HIV/STD Education Office							1												1
Human Resources		3		1				1											5

FULL-TIME CLASSIFIED
Fall Semester 2013 - Employee Data *

Department / Program	Ethnic/Gender																		Total
	African American		Asian		Caucasian		Filipino		Latino/a		Native American		Other/Unknown		Pacific Island		Southeast		
	Male	Female	Male	Female	Male	Female	Male	Female	Male	Female	Male	Female	Male	Female	Male	Female	Male	Female	
Human Resources - Academic		1																	1
Human Resources - General		1	1	3				2	1	3				1		1			13
Inst Res - Broadcasting					2	1		1						1					5
Inst. Res - Audio Visual			2			1													3
Institute for International Student			1																1
Institutional Sup - Chntwn/NB				2															2
Institutional Sup - Dwntw			1							1									2
Instructional Computer Lab			3							1									4
International Student Counseling										1									1
ITS			6	5	5	2	1	1	3	2			1	1					27
Language Center			1																1
Latino Services Network							1												1
Learning Assistance Programs	1		1		1	2			1	1									7
Library		4	5	7	1	7			2	1				1				1	29
Library Information Technology																		1	1
M&R - Buildings					1				1										2
M&R - Scheduled Maintenance					1														1
Mail Services	1						1										1		3
Management Analyst							1												1
Mathematics					1	2							1					2	6
Matriculation Office	1		2	2													1		6
Mission Campus										1									1
Music				1					1										2
National Science Foundation Grant						1													1
New Student Counseling		2		1						1									4
Nursing - Licensed Vocational				1															1
Nursing-RN				1															1
Other Services			1		4		1												6
Outreach & Recruitment Services						1													1
Payroll		1	1	3	3		1	2	1	2									14
Physical Education & Dance	1	1	1	1	1	1									1				7
Professional Development								1											1
Public Safety	1	2	4		10		1	1	10	3			2				1		35
Purchasing			1		1	1													3
Research and Policy		1	1																2
Retention Program																		1	1
School of English & Foreign Language										1									1
School of Science, Tech, Engr&Math							1												1
School of Vis&Perf Arts, Jour&Spec		2				1													3
Social Sciences										1									1
Southeast Campus	1	2							1										4
Student Affairs Office														2					2
Student Health			1	3	2														6
Student Services								1											1
Student Services - Dwntwn		1																	1
Study Abroad Program						1													1
Tenure Review				1			1												2
Testing		1	1					1		1									4
Theater Arts													1						1
TLC(Technology Learning Center)					1														1
TMI(Technology Mediated Instruction)		1																	1
Transfer Counseling				1															1
Transitional Studies							1												1
TRC/SLIAG(ABE)																		1	1
VETS - Veteran Resource Center									1	1									2
Vice Chancellor Academic Affairs				2				1											3

FULL-TIME CLASSIFIED

Fall Semester 2013 - Employee Data *

Department / Program	Ethnic/Gender																		Total
	African American		Asian		Caucasian		Filipino		Latino/a		Native American		Other/Unknown		Pacific Island		Southeast		
	Male	Female	Male	Female	Male	Female	Male	Female	Male	Female	Male	Female	Male	Female	Male	Female	Male	Female	
Vice Chancellor Admn/Finance														1					1
Vice Chancellor Student Development								1											1
Workforce-Job Development						1													1
SUB-TOTAL	22	38	69	117	62	46	29	32	37	45	0	0	7	18	4	2	12	12	552
TOTAL	60		186		108		61		82		0		25		6		24		
PERCENTAGE	11%		34%		20%		11%		15%		0%		5%		1%		4%		

*Employee count is based on raw data submitted to the Stat Chancellor's Office by CCSF ITS.

Note: Percentages may not be exact due to rounding.

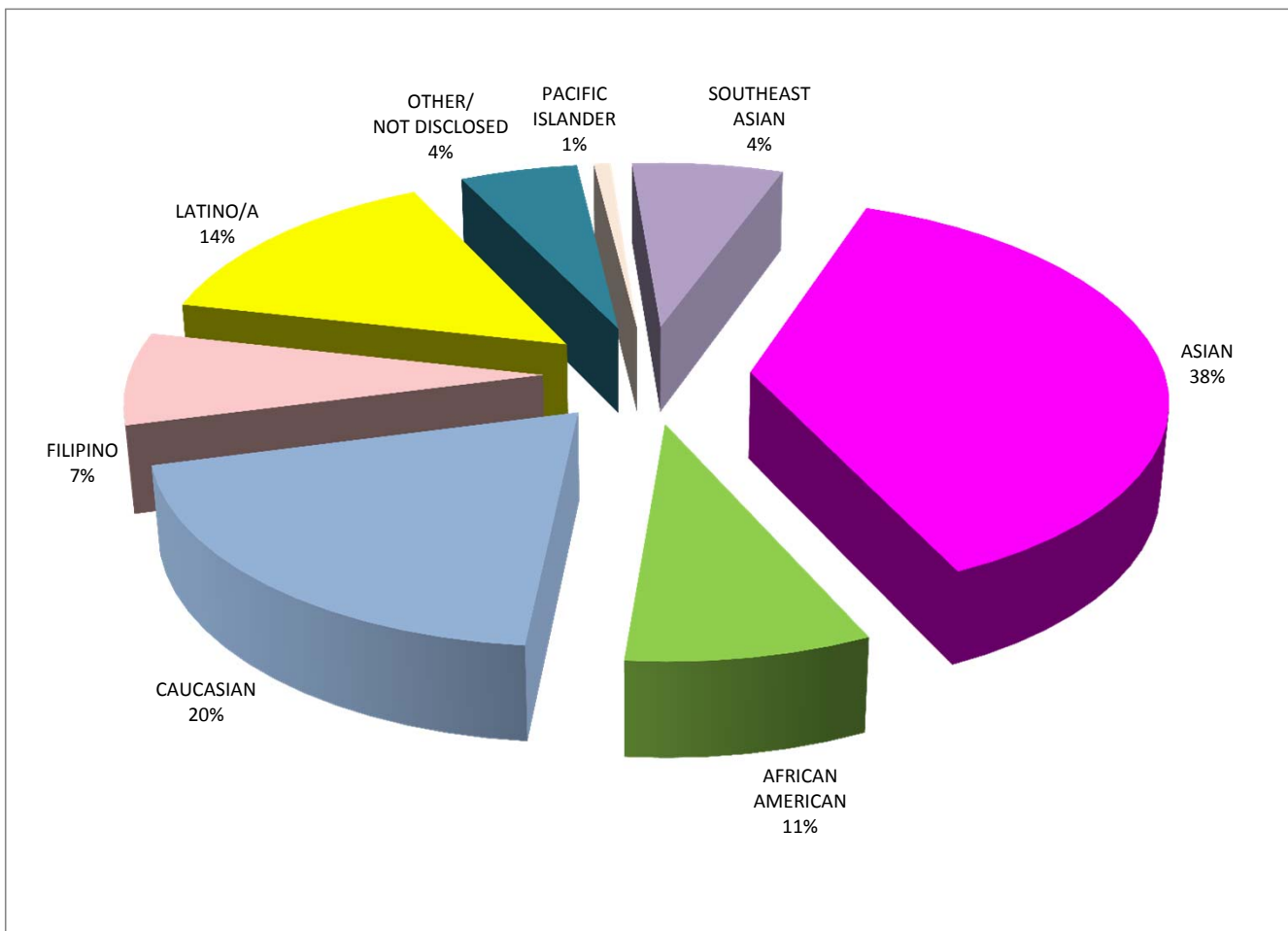
PART-TIME CLASSIFIED

(Fall 2013 Staff Data)

ETHNIC / GENDER / AFFIRMATIVE ACTION DATA

	AFRICAN AMERICAN		ASIAN		CAUCASIAN		FILIPINO		LATINO/A		NATIVE AMERICAN		OTHER/NOT DISCLOSED		PACIFIC ISLANDER		SOUTHEAST ASIAN		TOTAL FILLED POSITIONS	
	#	PCT.	#	PCT.	#	PCT.	#	PCT.	#	PCT.	#	PCT.	#	PCT.	#	PCT.	#	PCT.	#	PCT.
FEMALE	8	6%	31	23%	16	12%	7	5%	15	11%	1	1%	4	3%	1	1%	6	4%	89	66%
MALE	3	2%	19	14%	10	7%	3	2%	4	3%	0	0%	3	2%	0	0%	3	2%	45	34%
TOTAL	11	8%	50	37%	26	19%	10	7%	19	14%	1	1%	7	5%	1	1%	9	7%	134	100%
DISABLED	1	1%	2	1%	1	1%	0	0%	0	0%	0	0%	0	0%	0	0%	1	1%	5	4%
VETERAN	0	0%	2	1%	0	0%	0	0%	0	0%	0	0%	0	0%	0	0%	0	0%	2	1%
GAY/LESBIAN	0	0%	0	0%	1	1%	0	0%	0	0%	0	0%	0	0%	0	0%	0	0%	1	1%

Note: Percentages may not be exact due to rounding.



PART-TIME CLASSIFIED

Fall Semester 2013 - Employee Data *

Department / Program	Ethnic/Gender																		Total
	African American		Asian		Caucasian		Filipino		Latino/a		Native American		Other/Unknown		Pacific Island		Southeast		
	Male	Female	Male	Female	Male	Female	Male	Female	Male	Female	Male	Female	Male	Female	Male	Female	Male	Female	
Academic Admin - Chnatwn/NB			1																1
Academic Admin - John Adams					1														1
Admin of Justice/Fire Science							1												1
Administrative Services - Regular			3	1				1										1	6
Articulation				1															1
Associate Dean A (Non Credit)			1	3					1									1	6
Automotive	1		2	1			1	1											6
Biological Sciences						1													1
Broadcast Electronic Media Arts					1														1
Buildings & Grounds			1																1
Business-NC	1			3															4
Calworks																1			1
CDC Grace-New Comb				1															1
Child Development & Family Studies		5		4		1				4								2	16
Continuing Student Counseling										1									1
Contract Education										1									1
Culinary Arts & Hospitality			1															1	2
Disabled Students Program			1	1	1	6		2					1					1	13
Eco Dev					1														1
Engineering & Technology									1										1
ESL				3															3
Financial Aid Office													1						1
GED/Assessment Center									1										1
Health Care Tech													1						1
Health Education					1														1
Human Resources - General								1											1
Inst Res - Broadcasting										1									1
Institute for International Student			1																1
Institutional Sup - Chntwn/NB			2																2
Interdisciplinary Studies (IDST)				1															1
ITS			1	1															2
ITS-Administration					1														1
Learning Assistance Programs				1	2	1							1						5
Library				1															1
Mathematics						1			1										2
Matriculation Office			1																1
Mission Campus										3									3
National Science Foundation Grant		1																	1
New Student Counseling				3															3
Payroll				1															1
Physical Education & Dance	1			1						2									4
Public Safety			2																2
Southeast Campus				1															1
Student Activities			1	1		1	1												4
Student Health									1										1
Student Services - John Adams																		1	1
Testing		1		1		1	1												4
Theater Arts						1							2						3
Transitional Studies		1		1	2	3				2									9
TRC/SLIAG(ABE)			1					1						1				1	4
VETS - Veteran Resource Center												1							1
Workforce-Job Development																		1	1

PART-TIME CLASSIFIED

Fall Semester 2013 - Employee Data *

Department / Program	Ethnic/Gender																		Total
	African American		Asian		Caucasian		Filipino		Latino/a		Native American		Other/Unknown		Pacific Island		Southeast		
	Male	Female	Male	Female	Male	Female	Male	Female	Male	Female	Male	Female	Male	Female	Male	Female	Male	Female	
SUB-TOTAL	3	8	19	31	10	16	3	7	4	15	0	1	3	4	0	1	3	6	134
TOTAL	11		50		26		10		19		1		7		1		9		
PERCENTAGE	8%		37%		19%		7%		14%		1%		5%		1%		7%		

*Employee count is based on raw data submitted to the Stat Chancellor's Office by CCSF ITS.

Note: Percentages may not be exact due to rounding.